

Pecyn Dogfen Gyhoeddus

Gareth Owens LL.B Barrister/Bargyfreithiwr
Chief Officer (Governance)
Prif Swyddog (Llywodraethu)



Swyddog Cyswllt:
Nicola Gittins 01352 702345
nicola.gittins@flintshire.gov.uk

At: Cyng Ian Roberts (Arweinydd)

Y Cynghorwyr: Glyn Banks, Chris Bithell, Derek Butler, Dave Hughes,
Paul Johnson, Christine Jones a Billy Mullin

15 Medi 2021

Annwyl Gyngorydd,

RHYBUDD O GYFARFOD ANGHYSBELL
CABINET
DYDD MAWRTH, 21AIN MEDI, 2021 10.00 AM

Yn gywir

Robert Robins
Rheolwr Gwasanaethau Democrataidd

Sylwch: Bydd hwn yn gyfarfod dros y we a bydd 'presenoldeb' wedi'i gyfyngu i Aelodau'r Pwyllgor a'r Aelodau hynny o'r Cyngor sydd wedi gofyn i Bennaeth y Gwasanaethau Democrataidd am wahoddiad. Y Cadeirydd fydd yn penderfynu a yw'r rhain yn cael siarad ai peidio.

Bydd y cyfarfod yn cael ei ffrydio'n fyw ar wefan y Cyngor. Bydd recordiad o'r cyfarfod ar gael yn fuan ar ôl y cyfarfod ar <https://flintshire.publici.tv/core/portal/home>

Os oes gennych unrhyw ymholiadau, cysylltwch ag aelod o'r Tîm Gwasanaethau Democrataidd ar 01352 702345.

R H A G L E N

1 YMDDIHEURIADAU

Pwrpas: Derbyn unrhyw ddatganiad o gysylltiada chynghori's Aelodau yn unol a hynny.

2 DATGAN CYSYLLTIAD

Pwrpas: I dderbyn unrhyw ddatganiad o gysylltiada chynghori's Aelodau yn unol a hynny.

3 COFNODION (Tudalennau 7 - 20)

Pwrpas: Cadarnhau cofnodion y cyfarfodydd ar 13eg Gorffennaf 2021.

YSTRID YR ADRODDIADAU CANLYNOL

ADRODDIAD STRATEGOL

4 CAPASITI SEFYDLIADOL (Tudalennau 21 - 28)

Adroddiad Prif Weithredwr, Uwch Reolwr, Adnoddau Dynol a Datblygu Sefydliadol - Dirprwy Arweinydd y Cyngor (Llywodraethu) ac Aelod Cabinet dros Reolaeth Gorfforaethol ac Asedau

Pwrpas: Cymeradwyo achosion brys ar gyfer ymestyn capasiti mewn meysydd allweddol o ran y gweithlu o ganlyniad i gyfuniad o (a) alw o ran y gwasanaeth (b) gofynion parhaus rheoli'r pandemig/endemig a'r (c) disgwyliadau o fodloni amcanion Cynllun y Cyngor.

5 TARGED 70 – ADOLYGIAD O STRATEGAETH WASTRAFF CYNGOR SIR Y FFLINT (Tudalennau 29 - 76)

Adroddiad Prif Swyddog (Stryd a Chludiant) - Aelod Cabinet dros Strydlun

Pwrpas: Ceisio cymeradwyaeth y Cabinet ar gyfer y Strategaeth Wastraff ddiwygiedig a fydd yn galluogi'r Cyngor i gyflawni targed ailgylchu Llywodraeth Cymru 2024/25.

ADRODDIAD GWEITHREDOL

6 ADRODDIAD TERFYNOL ASESAD CYNALIADWYEDD ARIANNOL SIR Y FFLINT (Tudalennau 77 - 96)

Adroddiad Rheolwr Cyllid Corfforaethol - Aelod Cabinet dros Gyllid, Gwerth Cymdeithasol a Chaffael

Pwrpas: Rhannu adroddiad asesu cynaliadwyedd ariannol gan Archwilio Cymru gydag aelodau.

7 MONITRO CYLLIDEB REFENIW 2021/22 (MIS 4) (Tudalennau 97 - 118)

Adroddiad Rheolwr Cyllid Corfforaethol - Aelod Cabinet dros Gyllid, Gwerth Cymdeithasol a Chaffael

Pwrpas: Mae'r adroddiad misol rheolaidd hwn yn darparu'r wybodaeth ddiweddaraf am fonitro cyllideb refeniw 2021/22 Cronfa'r Cyngor a'r Cyfrif Refeniw Tai. Mae'r sefyllfa yn seiliedig ar incwm a gwariant gwirioneddol fel yr oedd hyd at Fis 4 a rhagamcan ymlaen i ddiwedd y flwyddyn.

8 MONITRO RHAGLEN GYFALAF 2021/22 (MIS 4) (Tudalennau 119 - 146)

Adroddiad Rheolwr Cyllid Corfforaethol - Aelod Cabinet dros Gyllid, Gwerth Cymdeithasol a Chaffael

Pwrpas: Darparu gwybodaeth am Raglen Gyfalaf Mis 4 ar gyfer 2021/22.

9 ADRODDIAD BLYNYDDOL RHEOLI'R TRYSORLYS 2020/21 (Tudalennau 147 - 164)

Adroddiad Rheolwr Cyllid Corfforaethol - Aelod Cabinet dros Gyllid, Gwerth Cymdeithasol a Chaffael

Pwrpas: Cyflwyno Adroddiad Blynyddol Rheoli'r Trysorlys 2020/21 drafft i'r Aelodau i'w argymhell i'r Cyngor.

10 DILEU ARDRETHI BUSNES (Tudalennau 165 - 168)

Adroddiad Prif Swyddog (Llywodraethu) - Dirprwy Arweinydd y Cyngor (Llywodraethu) ac Aelod Cabinet dros Reolaeth Gorfforaethol ac Asedau

Pwrpas: Cabinet i gymeradwyo dileu drwgddyledion unigol ar gyfer Ardrethi Busnes dros £25,000.

11 DULL BUDDSODDI CYDFUDDIANNOL – PARTNERIAETH ADDYSG CYMRU YSGOLION YR 21AIN GANRIF – GWEITHRED YMLYNIAD (Tudalennau 169 - 206)

Adroddiad Prif Swyddog (Addysg ac Ieuenctid), Prif Swyddog (Tai ac Asedau) - Dirprwy Arweinydd y Cyngor (Llywodraethu) ac Aelod Cabinet dros Reolaeth Gorfforaethol ac Asedau, Arweinydd y Cyngor ac Aelod Cabinet Addysg

Pwrpas: Esbonio'r cefndir a'r broses ar gyfer 'Gweithred Ymlyniad' arfaethedig ynghlwm wrth y Cytundeb Partneriaeth Strategol sydd eisoes wedi'i gytuno a cheisio cymeradwyaeth y Cabinet i sefydlu'r Weithred Ymlyniad ar gyfer y Cytundeb, sy'n hwyluso darpariaeth cyfleusterau addysgol a chymunedol drwy'r Dull Buddsoddi Cydfuddiannol.

12 Y WYBODAETH DDIWEDDARAF AM ADOLYGIAD THEMATIG ESTYN

(Tudalennau 207 - 216)

Adroddiad Prif Swyddog (Addysg ac Ieuenctid) - Arweinydd y Cyngor ac Aelod Cabinet Addysg

Pwrpas: Rhoi sicrwydd i'r Cabinet o ran ymateb y Portffolio Addysg i gefnogi dysgu ac addysgu yn ystod pandemig Covid-19.

13 CYNLLUN PREMIWM TRETH Y CYNGOR AR GYFER AIL GARTREFI AC EIDDO GWAG HIRDYMROR (Tudalennau 217 - 226)

Adroddiad Prif Swyddog (Llywodraethu) - Dirprwy Arweinydd y Cyngor (Llywodraethu) ac Aelod Cabinet dros Reolaeth Gorrforaethol ac Asedau

Pwrpas: Darparu cyfle i'r Cabinet adolygu lefel premiwm Treth y Cyngor.

14 MABWYSIADU DIFFINIADAU AR GYFER GWRTH-SEMITIAETH AC ISLAMOFFOBIA (Tudalennau 227 - 234)

Adroddiad Prif Weithredwr - Arweinydd y Cyngor ac Aelod Cabinet Addysg

Pwrpas: Gwahodd y Cabinet i fabwysiadu diffiniadau ar gyfer gwrth-Semitiaeth ac Islamoffobia.

15 YMARFER PWERAU DIRPRWEDIG (Tudalennau 235 - 238)

Pwrpas: Darpau manulion y camau a gymerwyd o dan bewrau.

RHAGLAN GWAITH I'R DYFODOL - Y CYNGOR SIR, CABINET, PPWYLLGOR ARCHWILIO A'R WYLLGOR TROOLWG A CHRAFFU - ER GWYBODAETH

DEDDF LLYWODRAETH LEOL (MYNEDIAD I WYBODAETH) 1985 - YSTYRIED GWAHARDD Y WASG A'R CYHOEDD

Mae'r eitem a ganlyn yn cael ei hystyried yn eitem eithriedig yn rhinwedd Paragraff(au) 14 Rhan 4 Atodiad 12A o Ddeddf Llywodraeth Leol 1972 (fel y cafodd ei diwygio)

Mae'r adroddiad yn cynnwys manylion contractau arfaethedig ac mae budd y cyhoedd mewn dal y wybodaeth yn ôl yn gorbwyso budd y cyhoedd mewn datgelu nes bod y contractau wedi'u dyfarnu.

16 **CAFFAEL NWYDDAU A GWASANAETHAU YNNI CARTREF** (Tudalennau 271 - 276)

Adroddiad Prif Swyddog (Cynllunio, Amgylchedd ac Economi) - Aelod Cabinet Datblygu Economaidd

Pwrpas: Er mwyn gwneud cais i gymeradwyo caffel cytundeb cyfnewid ar gyfer darparu nwyddau a gwasanaethau ynni cartref yn Sir y Fflint.

Sylwch, efallai y bydd egwyl o 10 munud os yw'r cyfarfod yn para'n hirach na dwy awr.

Nodyn Gweithdrefnol ar redeg cyfarfodydd

Bydd y Cadeirydd yn agor y cyfarfodydd ac yn cyflwyno eu hunain.

Bydd nifer o Gynghorwyr yn mynychu cyfarfodydd. Bydd swyddogion hefyd yn mynychu cyfarfodydd i gyflwyno adroddiadau, gyda swyddogion Gwasanaethau Democrataidd yn trefnu a chynnal y cyfarfodydd.

Gofynnir i bawb sy'n mynychu i sicrhau bod eu ffonau symudol wedi diffodd a bod unrhyw sain gefndirol yn cael ei gadw mor dawel â phosib.

Dylai'r holl feicroffonau gael eu rhoi "ar miwt" yn ystod y cyfarfod a dim ond pan fyddwch yn cael eich gwahodd i siarad gan y Cadeirydd y dylid eu rhoi ymlaen. Pan fydd gwahoddedigion wedi gorffen siarad dylen nhw roi eu hunain yn ôl "ar miwt".

Er mwyn mynegi eu bod nhw eisiau siarad bydd Cynghorwyr yn defnyddio'r cyfleuster 'chat' neu yn defnyddio'r swyddogaeth 'raise hand' sy'n dangos eicon codi llaw electronig. Mae'r swyddogaeth 'chat' hefyd yn gallu cael ei ddefnyddio i ofyn cwestiynau, i wneud sylwadau perthnasol ac yn gyfle i'r swyddog gynghori neu ddiweddarau'r cynghorwyr.

Bydd y Cadeirydd yn galw ar y siaradwyr, gan gyfeirio at aelod etholedig fel 'Cynghorydd' a swyddogion yn ôl eu teitl swydd h.y. Prif Weithredwr neu enw. O bryd i'w gilydd mae'r swyddog sy'n cynghori'r Cadeirydd yn egluro pwyntiau gweithdrefnol neu'n awgrymu geiriad arall ar gyfer cynigion er mwyn cynorthwyo'r Pwyllgor.

Os, a phan y cynhelir pleidlais, mi fydd y Cadeirydd yn egluro mai dim ond y rheiny sy'n gwrthwynebu'r cynnig/cynigion, neu sy'n dymuno ymatal a fydd angen mynegi hynny drwy ddefnyddio'r swyddogaeth 'chat'. Bydd y swyddog sy'n cynghori'r Cadeirydd yn mynegi os bydd y cynigion yn cael eu derbyn.

Os oes angen pleidlais fwy ffurfiol, bydd hynny yn ôl galwad enwau – lle gofynnir i bob Cynghorydd yn ei dro (yn nhrefn yr wyddor) sut mae ef / hi yn dymuno pleidleisio.

Yng nghyfarfodydd Pwyllgorau Cynllunio a Chyngor Sir mae amseroedd siaradwyr yn gyfyngedig. Bydd cloch yn cael ei chanu i roi gwybod i'r siaradwyr bod ganddyn nhw funud ar ôl.

Bydd y cyfarfod yn cael ei ffrydio'n fyw ar wefan y Cyngor. Bydd recordiad o'r cyfarfod ar gael yn fuan ar ôl y cyfarfod ar <https://flintshire.publici.tv/core/portal/home>

Eitem ar gyfer y Rhaglen 3

CABINET **13TH JULY 2021**

Minutes of the meeting of the Cabinet of Flintshire County Council held virtually via Zoom on Tuesday 13th July 2021.

PRESENT: Councillor Ian Roberts (Chair)

Councillors: Glyn Banks, Chris Bithell, Derek Butler, Dave Hughes, Paul Johnson, Christine Jones, and Billy Mullin.

IN ATTENDANCE:

Head of Legal Services, Chief Officer (Housing and Assets), Corporate Finance Manager, Income Generation and Marketing Manager, Regulatory Service Manager, Senior Manager – Children and Workforce, IT Infrastructure Manager, School Improvement Monitoring Officer, Customer Contact Service Manager, and Team Leader – Democratic Services.

OTHER MEMBERS IN ATTENDANCE:

Councillor: Patrick Heesom.

13. DECLARATIONS OF INTEREST

None.

14. MINUTES

The minutes of the meeting held on 15th June 2021 were submitted and confirmed as a correct.

RESOLVED:

That the minutes of the meeting be approved as a correct record.

15. DIGITAL FLINTSHIRE

Councillor Mullin introduced the report and explained that, in the four years since the Digital Strategy was approved, there had been many changes, not least because the Council had completed objectives within the document. There had also been changes in the wider strategic context such as Welsh Governments digital that helped to define common minimum standards across the whole of Wales. Most significantly were the changes needed to adapt to lockdown which had accelerated demand for, and the delivery of, digital services.

It was now appropriate to review and revise the strategy to reflect those factors and the revised draft incorporated learning, experiences, growth and ambition. It also featured as a separate theme objective to help reduce the exclusion that could be suffered without access to the skills, devices or connectivity needed to take advantage of digital services.

The IT Infrastructure Manager commented on the successful Member workshops on Digital Strategy that had recently taken place, and explained that the report had been considered at Corporate Resources Overview and Scrutiny Committee where it was supported.

Since the Covid-19 pandemic, the number of people able to work from home had increased from 800 to over 1500 within 10 days. Examples were given of where the Council had responded to the pandemic by delivering work in different ways, with two examples being enabling remote learning by providing remote access solutions to schools and supplying devices and mobile Wifi units to digitally disadvantaged learners throughout Flintshire. Other examples were outlined in the report.

The Customer Contact Service Manager explained that as part of refreshing the objectives within the Council's Strategy following a review by Audit Wales, work was undertaken to identify:

- Demands and expectations of service users;
- Areas for development; and
- Changes to working practices and procedures

They were reflected in the revised Strategy, along with the changes outlined in the report.

Work was currently underway to ensure that the projects and ambitions within the Strategy also had accurate costings assigned. That would create a funding plan and ensure that any potential funding gaps were identified as early as possible.

Consultation would take place with user groups and residents throughout the summer.

All Members commented on the importance of digital, particularly since the pandemic, which had seen reductions in travel time for meetings which were now held virtually and the support given to residents, particularly those who were vulnerable.

In response to a question from Councillor Bithell, the Customer Contact Service Manager explained that the Flintshire Connects Centres offered access to PC's and iPads and were still operating within the social distances rules.

Councillor Banks asked a question on the North Wales Councils Regional Emergency Planning Service under 'Digital Partnership'. The IT Infrastructure Manager explained that this related to a piece of work that had been completed where Flintshire County Council provided IT infrastructure and reconfigured devices for the Emergency Planning Team to support their co-location to Welsh Government (WG) offices in Llandudno junction.

RESOLVED:

- (a) That the progress made in delivering Digital Flintshire 2017/2022 is welcomed;

- (b) That the refreshed Digital Strategy for 2021/2026 be approved pending consultation with user groups; and
- (c) That the Chief Officer (Governance) be granted authority to finalise the policy in consultation with the Deputy Leader of the Council (Governance) and Cabinet Member for Corporate Management and Assets.

16. CARE INSPECTORATE WALES – ASSURANCE VISIT OUTCOMES

Councillor Jones introduced the report and explained that Care Inspectorate Wales (CIW) was the independent regulator of Social Care and Childcare in Wales. They regulated social care and early years services using the regulations and national minimum standards set out by Welsh Government (WG) through the Social Services and Well-being (Wales) Act 2014.

The report presented the findings of the recent CIW Assurance Check of Flintshire Social Services and set out the executive response and action plan to improvement areas identified in the findings letter.

The Assurance Check took place from 19th – 23rd April with eight inspectors meeting with individuals, families, practitioners, managers and partner agencies. CIW concentrated its key lines of enquiry within the four principles of the Social Services and Well-being (Wales) Act 2014, which were:

- People – Voice and Control
- Prevention
- Well-being
- Partnership and Integration

The report reflected CIW feedback that there were many strengths in Flintshire Social Services and the inspectors were “assured” that Flintshire was discharging its statutory functions to keep people safe and promote their well-being during the pandemic, and that the Council prevented the need for children to come in to care; and children were returning home to their families where appropriate.

The letter also identified areas for improvement including giving further consideration to the value of independent advocates to support children and young people. It was also identified that an area of improvement was to ensure that there was sufficient evidence in children’s services of the analysis of need and decision making in care records.

Members paid tribute to the Annual Report and thanked all officers involved.

Councillor Bithell asked how the independent advocacy service was offered to young people. The Senior Manager – Children and Workforce explained that the Council was obliged to do an ‘active offer’ so that at key points young people were aware they had the right to an advocate, and what that entailed. It was also raised at each young person’s review. He added that Care Inspectorate Wales (CIW) identified that staff were good and proactive in speaking up for children. In response to a further question from Councillor Bithell on recruitment, the Senior Manager –

Children and Workforce explained that Glyndwr was the Council's associated University although recruitment has in the past taken place with graduates from other Universities.

RESOLVED:

That the executive response and action plan be approved.

17. SOCIAL SERVICES ANNUAL REPORT

Councillor Jones introduced the report and explained that the Statutory Director of Social Services was required to produce an annual report summarising their view of the local authority's social care functions and priorities for improvement as legislated in the Social Services and Well-being (Wales) Act 2014 and the Regulations and Inspections Act (Wales) 2015.

The report set out the improvement journey and evaluated Social Services' performance in providing services to people that promoted their well-being and supported them to achieve their personal outcomes.

The Foreword had been provided from the Chief Executive who had been instrumental in the social care sector.

Members thanked all staff for the work they had undertaken, particularly during the pandemic.

RESOLVED:

That the final report, taking into account the feedback received from Social and Health Care Overview and Scrutiny Committee, and noting that the report included key developments of the past year and priorities for next year, be approved.

18. MEDIUM TERM FINANCIAL STRATEGY (MTFS) AND COUNCIL FUND BUDGET 2022/23

Councillor Johnson introduced the report and explained that the Council reviewed and updated the Medium Term Financial Strategy (MTFS) annually, and in advance of planning the annual budget for the following financial year.

The updated forecast showed that the Council would likely have a minimum budget requirement of an additional £16.750m of revenue resources for 2022/23.

This was the first stage of developing the budget for 2022/23. During September and October, the Overview and Scrutiny Committees would be invited to review the cost pressures, and the opportunities for cost control and efficiency, under their respective terms of reference.

Once the work was complete, the Council would be in a strong position to communicate to Governments, local partners and stakeholders and the public how a legal, safe and balanced budget might be achieved for 2022/23 and what would be

required for national funding through Revenue Support Grant (RSG). Engagement was already taking place with the new Welsh Government (WG) through the Welsh Local Government Association (WLGA).

Members were aware that whilst some cost savings and efficiencies could be identified as part of the annual budget setting process, there were no cost savings of any scale remaining following a decade of under-funding of local government.

The Council had rightly stood on the principle that it would not reduce the budget for any service to the point where the service was unsafe or to do so would mean the Council would fail to meet its quality standards and/or fail to meet its statutory duties.

The Council had also taken a stance that annual rises in Council Tax should not exceed 5%. That figure was to be treated as a maximum and not an entitlement to raise local income. Council Tax was at risk of becoming unaffordable for an increasing minority, and the Council believed that the responsibility for full and fair funding for local government needed to sit with Governments and not local taxpayers. Therefore, the Local Government Settlement for 2022/23, set and funded by WG, needed to be sufficient.

Councillor Roberts thanked the finance team for dealing with the finances in the way they did, including for the care and attention shown to residents who had been able to make payments to the Council.

The Corporate Finance Manager explained that Corporate Resources Overview and Scrutiny Committee supported the budget estimate but requested that a review of service balances also be undertaken. The Committee also encouraged all other Overview and Scrutiny Committees to take a rigorous approach.

RESOLVED:

- (a) That the additional budget requirement be received and notes, and that feedback from Corporate Resources Overview and Scrutiny Committee be received;
- (b) That the cost pressures be referred to Corporate Resources Overview and Scrutiny Committee in September/October for review; and
- (c) That the solutions available to meet the cost pressures be noted, and the funding strategy for 2022/23 be re-set.

19. REVENUE BUDGET MONITORING REPORT (OUTTURN)

Councillor Johnson introduced the report which provided the revenue budget final outturn position for the Council Fund and Housing Revenue Account for the financial year 2020/21. The report took into account the latest position on claims made to the Welsh Government (WG) Hardship fund.

The formal Statement of Accounts and supporting notes were submitted to Audit Committee on 15th June and would now be subject to audit over the summer with the final audited accounts presented to Audit Committee in September for formal approval. The Covid-19 pandemic had provided unprecedented challenges for the Council; the financial impact in the last 12 months had been significant and had included cost pressures as a result of the response, such as purchasing PPE, payments to social care providers, accommodation for the homeless and significant reductions in planned income from Council services.

The WG Emergency Hardship Funding Grant provided financial assistance for dealing with the additional costs arising from the pandemic, together with financial assistance to mitigate loss of income from Council Services. In total, the Council was projecting funding of £13.5m for additional expenditure and £4.3m for lost income and that was reflected in the outturn position.

The final year end position was:

Council Fund

- An operating surplus of £2.185m (excluding the impact of the pay award which had been met by reserves), which was a favourable movement of £0.273m from the surplus figure of £1.912m reported at Month 11.
- The operating surplus of £2.185m equated to 0.8% of the Approved Budget, which was marginally above the target MTFs KPI for a variance against budget of 0.5%.
- A contingency reserve balance as at 31st March 2021 of £5.973m

Housing Revenue Account

- Net in-year revenue expenditure to be £2.866m lower than budget.
- A closing un-earmarked balance as at 31st March 2021 of £5.039m.

The report also detailed significant movements from Month 11, key financial risks, Council Tax income, Council Tax reduction scheme, achievements of planned in-year efficiencies, reserves and balances, council fund earmarked reserves and request for carry forward of funding.

RESOLVED:

- (a) That the overall report and the Council Fund contingency sum as at 31st March 2021 be noted;
- (b) That the final level of balances on the Housing Revenue Account be noted; and
- (c) That the carry forward requested be approved.

20. CAPITAL PROGRAMME MONITORING 2020/21 (OUTTURN)

Councillor Johnson introduced the report which summarised the final outturn position for 2020/21 together with changes made to the Capital Programme during the last quarter.

The Capital Programme had seen a net reduction in budget of £10.726m during the last quarter which comprised of:

- Net budget reduction in the programme of £3.996m – Council Fund (CF) £4.082m, Housing Revenue Account (HRA) £0.086m
- Net Carry Forward to 2021/22 of £4.352m
- Identified savings at Outturn of £0.650m

Actual expenditure for the year was £62.915m. The final outturn funding surplus from the 2020/21 Capital Programme was £1.968m.

The 2021/22 – 2023/24 Capital Programme was approved on 8th December 2020 with a funding deficit of £1.317m. Following the final local government settlement, the Council received additional funding which resulted in the programme being in a surplus position of £0.144m over the three year period. That surplus carry forward would lead to an opening funding position surplus of £2.112m, prior to the realisation of additional capital receipts and/or other funding sources.

RESOLVED:

- (a) That the report be approved; and
- (b) That the carry forward adjustment requests be approved.

21. PRUDENTIAL INDICATORS – ACTUALS 2020/21

Councillor Johnson introduced the report and explained that under the Prudential Code for Capital Finance in Local Authorities (the Prudential Code), as updated in 2017, Councils were required to set a range of Prudential Indicators. The report provided details of the Council's actual Prudential Indicators for 2020/21 compared with the estimates set for:

- Prudential Indicators for Prudence
- Prudential Indicators for Affordability

RESOLVED:

That the report be approved.

22. REVENUE BUDGET MONITORING 2021/22 (INTERIM)

Councillor Johnson introduced the report which provided the first overview of the budget monitoring position for the 2021/22 financial year. It was reported by exception on significant variances which could impact on the financial position in 2021/22.

Based on the high level of assumptions included in the report the potential variations to budget identified by Portfolios equated to a minimum net additional expenditure requirement of £1m.

The ability to mitigate financial risks arising from the pandemic in the first half of the year would largely depend on the continuation of funds for hardship and income loss by Welsh Government (WG). At this stage it was uncertain whether the Hardship Fund would be extended beyond September should current restrictions around the pandemic continue. There was no account taken of the financial risks arising should no additional funding be made available during a prolonged pandemic situation.

A full detailed monitoring report would be provided in September which would update on the overall financial position.

RESOLVED:

- (a) That the report and the estimated financial impact on the 2021/22 budget be noted;
- (b) That a budget virement of £0.175m between Localities Services to Resources and Regulated Services within Older People's Purchasing budget, and a £0.300 budget virement between Localities Services to Mental Health Residential Budget be approved; and
- (c) That the ring-fencing of allocations from the Contingency Reserve for Investment in Change (£0.400m) and Severe Weather (£0.250m) be approved.

23. ANNUAL REVIEW OF FEES AND CHARGES

Councillor Mullin introduced the report and explained that the 2021 review of fees and charges had been completed in line with the Council's Income Generation Policy, which set out the rationale and process for an annual review of fees and charges. The outcome of that review was detailed in the appendix to the report.

The report outlined the requirements of the annual review of fees and charges for 2022, particularly for those fees and charges subject to an inflationary uplift every three years.

The Income Generation and Marketing Manager said that many of the services charged for, and the rationale, were detailed in the Income Generation Policy, explaining that some were not at the discretion of the Council as they were statutory. A customer friendly version of the schedule of fees and charges would be made available which would outline the frequency of charging (one off, weekly, monthly etc).

RESOLVED:

- (a) That the schedule of fees and charges documented in Appendix A for implementation on 1st October 2021 be approved;

- (b) That a customer friendly version of the schedule of fees and charges be produced and published; and
- (c) That the requirements of the annual review of fees and charges for 2022 be noted, and details of the extent of the achievement of those requirements is captured in the annual review of fees and charges report for 2022 for reporting to Cabinet in July 2022.

24. SIDE WASTE ENFORCEMENT AND ENVIRONMENTAL AWARENESS

Councillor Banks introduced the report and explained that due to the Covid-19 pandemic, side waste enforcement was suspended in March 2020 and, since that time, an increase of over 3,000 additional tonnes of residual waste had been collected from residential properties, which equated to a 12% increase in comparison to the year before the pandemic.

In addition to an increase in side waste presentation, there had been an increase in household residual waste being presented at communal waste collection points, in alley ways and on open green spaces which had given rise to increased concern around fly tipping and littering. In order to encourage residents to continue to recycle, it was proposed that side waste restrictions needed to be reinstated and enforcement reintroduced on kerbside collections.

The report set out the Council's approach to reintroducing side waste enforcement from 1st September 2021 and how it was proposed to deal with the increase in environmental crimes in an attempt to reduce the antisocial behaviour and improve the Local Environmental Quality (LEQ).

The Regulatory Service Manager explained that prior to any reintroduction of side waste enforcement, a Countywide campaign would be undertaken to ensure that all residents were aware of the change. She confirmed that it was not enhanced enforcement that was being recommended and that the Council wanted to work with residents to offer solutions. Educational campaigns would be undertaken and funding available to undertake those campaigns.

Councillor Roberts expressed his thanks to all of the communities that had come together during the pandemic to provide a litter picking service in their community. He proposed an additional recommendation as he felt there may be a need for dedicated enforcement officers to deal with fly tipping. The additional recommendation was "that a further report be brought back to Cabinet on dedicated additional enforcement officers to deal with side waste and fly tipping".

RESOLVED:

- (a) That the reintroduction of side waste enforcement on kerbside collections for residual waste from 1st September 2021 be approved;
- (b) The proposal for further work to take place to explore the options for a designated role to drive and deliver environmental improvement campaigns within local communities be approved; and

- (c) That a further report be brought back to Cabinet on dedicated additional enforcement officers to deal with side waste and fly tipping.

25. WELFARE REFORM UPDATE

Councillor Mullin introduced the report and explained that the Council, together with its partners, had been working to mitigate the full impacts of welfare reforms from falling upon vulnerable Flintshire residents. The report considered how the Council would continue to manage the impacts of reforms introduced under the provisions of the Welfare Reform and Work Act 2016.

An update was provided on the impacts that welfare reform continued to have on Flintshire residents and the work that was ongoing to mitigate it and support those households.

Vulnerable households had been impacted significantly by Covid-19 and the report provided information on a range of measures that had been developed to help those affected by the current pandemic and the support provided to residents to help mitigate the negative impacts.

The Chief Officer (Housing and Assets) drew Members' attention to the detail provided in the report, on: removal of the spare room subsidy; benefit cap; Universal Credit, and the impact those had had in Flintshire. He also provided details on: unemployment in Wales; unemployment in Flintshire; help to claim service; UC "managed migration"; County Tax Reduction Scheme; job retention scheme; NHS track and trace isolation support grant payment; carer's bonus payment, support services and discretionary housing payment.

He added that delivery of Personal Budgeting Support was no longer funded by Department of Work and Pensions. However, welfare and budgeting support would continue to be provided by the Welfare Reform Team due to the extra resources that had been secured for the next two years and a further financial pressure had been highlighted for year three.

Members expressed their thanks to the team for all of the help and support provided to residents to help prevent worse situations.

RESOLVED:

That the report and the ongoing work to manage the impacts that Welfare Reform has and will continue to have upon Flintshire's most vulnerable households be supported.

26. HOUSING RENT INCOME

Councillor Hughes introduced the report which was an operational update on 2020/21 year end housing rent income collection performance for housing, including the 2021/22 latest collection position.

The Chief Officer (Housing and Assets) explained that the outturn for 2020/21 resulted in rent arrears of £1.854m compared to £1.815m in the previous year, an increase in arrears of £39k. The data was positive when contrasted against earlier predictions for rent arrears for the service throughout the last twelve months, particularly at a time when the Covid-19 pandemic had impacted on the ability of some tenants to pay on time.

He also provided information on the introduction of the Breathing Space scheme in England and Wales from May 2021 which was a welcome step as it would provide tenants in debt with a 60 day period of legal protections from their creditors, including what tenants owed in housing rent. The protections included pausing most enforcement action and contact from creditors.

RESOLVED:

That the report be supported, noting the £1.854m year-end position for rent arrears in 2020/21.

27. COMMUNAL HEATING CHARGES 2021/22

Councillor Johnson introduced the report and explained that the portfolio operated eight communal heating schemes within Flintshire. The Council negotiated fuel costs in advance and tenants benefitted from the Council's Industrial and Commercial Contract rate.

New communal heating charges were based on the previous year's energy use ensuring an accurate assessment of costs and impacts (negative or positive) on the heating reserve account.

The proposed recharges for 2021/22 were outlined in the report. In the majority of cases, the recharge to tenants had reduced for 2021/22, which as in other years, would allow Flintshire to recover the projected costs of the heating charges whilst still passing on the benefit of reduced energy costs to tenants.

RESOLVED:

That the changes to the current heating charges at Council properties with communal heating schemes to take effect from 30th August be approved.

28. EXERCISE OF DELEGATED POWERS

An information item on the actions taken under delegated powers was submitted. The actions were as set out below:-

Housing and Assets

- **Council Rent – Application to Write Off Tenancy Arrears**
Financial Procedure Rules (section 5.2) stipulates that individual bad and irrecoverable debts in excess of £5,000 are considered for write off in conjunction with the relevant Cabinet Member. The decision to write off is in

respect of one housing tenant who is subject to a Bankruptcy Order. Rent Arrears of £6,278.04 are included in the order which are now irrecoverable as a result of the award of the order.

Streetscene and Transportation

- **Disposal of Surplus Land**
Surplus Flintshire County Council Land – Pentre Halkyn Playing Field to be transferred to a local community group under lease for 27 years, which will include responsibilities for future maintenance.
- **Suspension of Car Parking Charges**
To continue the suspension of car parking charges until 30th September 2021.

Education and Youth

- **Local Authority Appointed School Governors**
Appointment of Local Authority Governor (s) representatives on school governing bodies in accordance with The Government of Maintained Schools (Wales) Regulations 2005.
- **Queensferry Learning Campus – Gas Easement**
To request easements and rights for Wales and West Utilities to be given easement rights for gas connections and associated maintenance to the new buildings on the Queensferry Learning Campus.

Corporate Finance

- **Corporate Debt Write Offs**
Financial Procedure Rules (section 9.6) – Income and Expenditure – stipulate that individual debts between the values of £5,000 and £25,000 shall be reported to the Chief Finance Officer (Corporate Finance Manager/Section 151 Officer) for consideration to write off, in conjunction with the Cabinet Member for Finance.

The schedule gives full details of 3 write offs totalling £35,993.34 and provides the name, address, value and reason for each individual write off where the overall debt is greater than £5,000. All recovery remedies have now been exhausted including the use of debt collection agents and county court action. There is no further action that can be taken to recover the outstanding balance.

LOCAL GOVERNMENT (ACCESS TO INFORMATION) ACT 1985 – TO CONSIDER THE EXCLUSION OF THE PRESS AND PUBLIC

RESOLVED:

That the press and public be excluded for the remainder of the meeting for the following items by virtue of exempt information under paragraph(s) 14 of Part 4 of Schedule 12A of the Local Government Act 1972 (as amended).

29. FAMILIES FIRST – CONTRACT 2022/2024 FUNDING

Councillor Roberts introduced the report which sought approval to procure a new Families First funded prevention and support services for up to two years, with an option to extend for one year, subject to Welsh Government (WG) approving further funding.

RESOLVED:

That a re-procurement of the Families First Programme (funded by the Welsh Government) for a period of two years (April 2022 – March 2024) with an option to extend for a further year should it be required.

30. MEMBERS OF THE PRESS AND PUBLIC IN ATTENDANCE

There were no members of the press or public in attendance.

(The meeting commenced at 10.00 a.m. and ended at 12.40 p.m.)

.....

Chair

Mae'r dudalen hon yn wag yn bwrpasol

Eitem ar gyfer y Rhaglen 4



CABINET

Date of Meeting	Tuesday, 21 st September 2021
Report Subject	Organisational Capacity
Cabinet Member	Deputy Leader of the Council (Governance) and Cabinet Member for Corporate Management and Assets
Report Author	Chief Executive and Senior Manager, Human Resources and Organisational Development
Type of Report	Strategic

EXECUTIVE SUMMARY

This report makes urgent proposals to enhance organisational capacity in six areas of the workforce and to consolidate capacity in one further area due to a combination of (1) pressing service demands (2) the ongoing demands of managing the pandemic/endemic situation and (3) the expectations of meeting the aims and objectives of the newly adopted Council Plan.

The proposals do not require any structural changes and do not place any current employees at risk.

Other proposals for organisational capacity with less urgency will be considered as part of the draft annual budget for 2022/23. The proposals covered in this report have been brought forward for accelerated approval due to their urgency.

RECOMMENDATIONS

1	That Cabinet approves the proposals for organisational capacity as set out in this report.
2	That the Chief Executive and Senior Manager, Human Resources and Organisational Development be given delegated authority to proceed with job design and recruitment/retention in these specified areas of capacity.

REPORT DETAILS

1.00	ORGANISATIONAL CAPACITY
1.01	This report makes urgent proposals to enhance organisational capacity in six areas of the workforce and to consolidate capacity in one further area due to a combination of (1) pressing service demands (2) the ongoing demands of managing the pandemic/endemic situation and (3) the expectations of meeting the aims and objectives of the newly adopted Council Plan.
1.02	<p>The proposals are made for the following areas of the workforce/functions. Each proposal is supported by a business case. The applications for prioritised support have been reviewed in detail by the Chief Executive and Senior Manager, Human Resources and Organisational Development and the full Chief Officer Team:-</p> <ol style="list-style-type: none"> 1. Environmental Health 2. Enforcement 3. Regeneration and Town Centres 4. Flood Prevention and Response 5. Occupational Health 6. Legal 7. Social Value * <p><i>*The Social Value is a current post with time-limited funding for three years which we recommend is made permanent</i></p>
1.03	The proposals do not require any structural changes and do not place any current employees at risk.
1.04	A summary of the business case for each workforce, the number of posts involved and an estimate of the cost is set out below.
1.05	<p>Environmental Health</p> <p>The Environmental Health function has been central to the response to the Covid-19 pandemic at national, regional and local levels. The demands on the service will continue as part of longer-term recovery planning. Existing work programmes for environmental health have had to be revised to accommodate this new workload. The organisational and reputational risk is that core statutory duties have either not been able to be undertaken or have been severely limited. Some services have been temporarily stood down and there is a backlog of inspection requirements, complaints, etc.</p> <p>The proposal is to increase the resource available through two additional posts: an Environmental Health Officer (Food Safety) and an Environmental Health Officer (Health & Safety).</p> <p>The budget requirement is estimated at £106,300 per annum to include on costs. This would be an annual recurring cost within the base budget.</p>

1.06	<p>Enforcement</p> <p><u>Planning Enforcement</u></p> <p>Planning Enforcement is an area where increased capacity is required to meet our performance standards and expectations. The recruitment of a third Planning Enforcement Officer will help progress outstanding enforcement complaints, ensure the service is more responsive to local need, and ensure manageable caseloads for Enforcement Officers enabling investigations to be concluded more swiftly. This will result in additional demand for Legal Services and is linked to the legal business case (see 1.10 below).</p> <p>The budget requirement is estimated at £47,332 per annum to include on costs. This would be an annual recurring cost within the base budget.</p> <p><u>Streetscene Enforcement</u></p> <p>Civil Parking and Environmental Enforcement is an area where additional capacity is required to meet increasing demand resulting from new and updated legislation; increased reporting of environmental offences (litter, dog fouling, etc.); and the implementation of successful highway improvement schemes resulting in greater distances of traffic restrictions to be monitored. The recruitment of two additional Enforcement Officers will increase capacity for environmental offences, provide greater resilience for the service as a whole over a full seven day working week and help offset additional costs elsewhere in service provision, i.e. street cleansing, waste disposal and waste/fly-tip clearance.</p> <p>The budget requirement is estimated at £70,232 per annum to include on costs. This would be an annual recurring cost within the base budget.</p> <p>Alongside effective enforcement the Council is looking to increase proactive education and engagement, as well as deterrents, to prevent and reduce the number of environmental crimes locally through behavioural change. It is proposed to increase resource available to do this through creating an Environmental Improvement Co-ordinator, who would act as the conduit between the Council, local community and key stakeholders such as Keep Wales Tidy, whilst also ensuring delivery against the Caru Cymru initiatives.</p> <p>The budget requirement is estimated at £44,603 per annum (job evaluation dependent) to include on costs and a small amount for materials/publicity. This would be a fixed term post of two years initially with funding of £37,000 per annum available through Caru Cymru.</p>
1.07	<p>Regeneration and Town Centres</p> <p>Town Centre regeneration, and now master planning, is a strategic priority of the Council with ambitious targets agreed by Cabinet and contained within the Council Plan. The new strategic approach requires additional expertise and capacity to oversee and implement the proposed programme of work.</p>

	<p>Recruiting a suitably experienced Regeneration Manager and Regeneration Officer will provide the leadership, expertise and additional capacity required to increase the number of regeneration projects the Council is able to develop and deliver. The risk of not securing the necessary expertise and additional capacity is that opportunities to secure sustainable development in the town centres are missed, and opportunities to secure external funding are not realised.</p> <p>The budget requirement is estimated as (1) for the Regeneration Manager at £58,646 for a full financial year to include on costs and (2) for the Regeneration Officer at £47,332 for a full financial year to include on costs.</p> <p>These posts will be fixed term at three years and will be funded from funds set aside within the Council's Invest to Save Fund. Therefore, they will not have a recurring annual cost.</p>
1.08	<p>Flood Prevention and Response</p> <p>The Council has specific statutory responsibilities for flood risk management. As the Lead Local Flood Authority (LLFA) and this is an area where increased capacity is required to fulfil our duties, meet future anticipated demand, and be able to respond to extreme weather events as part of our emergency planning and prevention and response.</p> <p>Additional capacity will strengthen the Council's ability to support and protect communities and homeowners who suffer the effects and consequences of flooding, and to fulfil its new responsibility for approving sustainable surface water drainage in new development by operating as a SuDs Approving Body (SAB).</p> <p>The proposal is to increase the resource available to SAB and LLFA through two additional Flood and Coastal Erosion Risk Management Officers.</p> <p>The budget requirement is estimated at £94,664 per annum to include on costs. This would be an annual recurring cost within the base budget.</p> <p>In addition, the adverse weather conditions in January 2021 resulted in ongoing investigations, remediation and investment requirements for drainage infrastructure. Increased capacity, through an additional Streetscene Technical Officer, is required to progress these essential projects that are generating additional works and identifying larger capital funded schemes that will need to be developed and implemented to prevent flooding reoccurrence.</p> <p>The budget requirement is estimated at £47,332 per annum to include on costs. This would be an annual recurring cost within the base budget.</p>
1.09	<p>Occupational Health</p> <p>Currently the Council engages an external Physiotherapy service for referrals from Occupational Health to support the recovery of employees from injury to allow attendance at work. Engaging a self-employed Physiotherapist directly, for two days per week, would improve service</p>

	<p>availability and the timeliness of treatment, with 16 individual sessions per week on offer to include assessing and reporting on an employee's fitness for work and any modifications required for their role. An enhanced service would support the aims and objectives as set out in our People Strategy. This service could also be offered to key partners e.g. Aura and recharged.</p> <p>The budget requirement is estimated at £34,560 per annum (at £360 per day for 48 weeks per annum with no on costs). There would be some compensatory savings as we would no longer be paying external fees for referrals, estimated at £2,640 per annum and possibly some further savings within portfolios who currently engage external support at a cost within their devolved budget. This would be an annual recurring cost within the base budget less savings.</p>
1.10	<p>Legal</p> <p>As noted above there has been an increase in demand for legal support for key operational functions such as front line enforcement (Planning and Environmental Health). Due to legislative changes there is also increased demand for support with ALN appeals (Education). Creating a Senior Solicitor post will provide the additional capacity required to meet this demand and provide team leader support to the service.</p> <p>The budget requirement is estimated at £58,646 for a full financial year to include on costs. There is the potential of a compensatory saving due to a possible minor management streamlining in Democratic Services.</p>
1.11	<p>Social Value</p> <p>The Council has employed a specialist officer to extract social value – a form of community benefit – from key contracts with suppliers and constructors. The post is funded on a three year basis from funds set-aside within the Invest to Save fund.</p> <p>Given the successes made so far in securing social value, and the reinforcement of the importance of social value as an aim within the Council Plan, it is proposed to make the post permanent. If we do not retain specialist capacity then we will fail to achieve the aspirations of the Council Plan.</p> <p>The budget requirement will be £47,332 per annum as an annual recurring cost within the base budget though the amount required from October 2022 when the current fixed term funding expires will be £23,666.</p>
1.12	<p>Other proposals for organisational capacity with less urgency will be considered as part of the draft annual budget for 2022/23. The proposals covered in this report have been brought forward for accelerated approval due to their urgency.</p>
1.13	<p>The funding package for the posts included within this report is a mixed one. Some posts will be permanent and their costs added to the base budget as an annual recurring cost and some will be time-limited and their costs netted-off against a provision to be made within our Invest to Save</p>

	budget. In several cases there will be compensatory savings to subsidise the new positions.
--	---

2.00	RESOURCE IMPLICATIONS
-------------	------------------------------

2.01	<p>The cumulative cost of the proposals can be contained within a budget uplift of £500,000 in a full financial year. There will be limited cost impacts within the 2021/22 financial year due to the time it takes to complete job design and evaluation, and then recruit and appoint to new post. The existing post of Social Value has funding which will time-expire in mid-2022/23 so the proposal to make it permanent will have a nil cost impact in 2021/22 and a part impact only in 2022/23.</p> <p>The full financial implications are set out in Table 1.</p> <p>The costs falling in 2021/22 would be recorded as an in-year budget pressure to be met from reserves as required.</p>
------	---

2.02	Table 1: Financial Implications
------	--

Service/Function	2021/22 (£)	2022/23 (£)	Time limited funding from I2S (£)
Environmental Health	17,717	106,300	N/A
Enforcement	19,594	125,167	N/A
Regeneration & Town Centres	0	0	317,934
Flood Prevention & Response	23,666	141,996	N/A
Occupational Health	31,910	31,910	N/A
Legal	9,774	58,646	N/A
Social Value	0	23,666	47,332
Total	102,661	487,685	365,266

Notes:

21/22 Costs assume a start date of 1st February 2022 as a guideline. This may be earlier or later for each post depending on the speed of job design and recruitment.

21/22 Occupational Health costs reflect that there is currently no dedicated budget, with reliance on cost codes being provided by referring services.
22/23 Costs to be included in MTFs Forecast for 22/23 – Some amendment needed to current forecast.

3.00	IMPACT ASSESSMENT AND RISK MANAGEMENT
3.01	Through increasing organisational capacity the Council will reduce the risks to business continuity and service failure.
3.02	An Integrated Impact Assessment (IIA) is not required as there are no impacts or risks. The risks of a failure to recruit/increase capacity have been included within the summary business case information provided under section 1.

4.00	CONSULTATIONS REQUIRED/CARRIED OUT
4.01	Consultation has taken place with Chief Officers and Cabinet Members.

5.00	APPENDICES
5.01	None.

6.00	LIST OF ACCESSIBLE BACKGROUND DOCUMENTS
6.01	None.

7.00	CONTACT OFFICER DETAILS
7.01	Contact Officer: Sharon Carney, Senior Manager, Human Resources and Organisational Development Telephone: 01352 702139 E-mail: Sharon.carney@flintshire.gov.uk

8.00	GLOSSARY OF TERMS
8.01	None.

Mae'r dudalen hon yn wag yn bwrpasol

Eitem ar gyfer y Rhaglen 5



CABINET

Date of Meeting	Tuesday, 21st September 2021
Report Subject	Target 70 – A Review of Flintshire County Council's Waste Strategy
Cabinet Member	Cabinet Member for Streetscene
Report Author	Chief Officer (Streetscene and Transportation)
Type of Report	Strategic

EXECUTIVE SUMMARY

In 2011, Flintshire County Council introduced a Managed Weekly Collection waste service (MWC), which changed waste collections in the County from a weekly, black sack and backdoor service to weekly recycling and food waste collections with fortnightly collections of non-recyclable waste, alternating with garden waste and all of the waste streams being pre-sorted by residents and collected at the kerb-side.

This change significantly improved the Council's recycling performance and, due to the engagement and efforts of residents, the Council continues to perform well with the recycling performance for 2019/20 confirmed at 65.58% meeting the statutory target of 64%.

The impact of COVID has resulted in significant changes in the volumes of waste and recycling collected from residential properties and deposited at the Household Recycling Centre (HRCs), which has resulted in a downturn in performance to 64.04% for 2020/21. This change has come about as a result of increased working from home, restrictions on movement and the closure of hospitality venues, along with the periodic closures of the HRCs

Whilst the current waste strategy does not come to an end until 2025, the next national target to be achieved is 70% by 2024/25. It is now important that the Council starts to plan for the future, assess the ongoing impact on waste volumes post-COVID and consider what more could be done to increase recycling rates to ensure that we achieve the national targets.

In July 2021, following a report to the Environment & Economy Overview & Scrutiny Committee, two all-member workshops/seminars were held to update elected members on the current recycling performance position, provide an overview of the impact of the COVID pandemic on services and discuss what changes the Council could implement to achieve the national recycling target of 70%.

This report provides feedback from the seminars and provides recommendations on future recycling and waste service provisions.

RECOMMENDATIONS	
1	That Cabinet welcomes the feedback from the member seminars and supports the work undertaken to date to increase recycling rates.
2	That Cabinet approves the recommendations on future recycling and waste service provisions.

REPORT DETAILS

1.00	RECYCLING AND WASTE PERFORMANCE AND CONSULTATION															
1.01	<p>Recycling Targets and Performance</p> <p>In 2010, Welsh Government (WG) published its policy for dealing with municipal waste in Wales ‘Towards Zero Waste’ (TZW). The policy set out statutory recycling targets for all Council’s in Wales to meet.</p> <p>In June 2010, the Council adopted its own Municipal Waste Strategy. The strategy contained a number of key actions, which were required to meet the challenging targets set out in TZW.</p> <p>In 2011, WG published its Municipal Sector Plan which was a partnering document to TZW and provided guidance to Welsh Councils in the form of a blueprint describing WG’s recommended service delivery for Councils to follow.</p> <p>In 2020, WG published its ‘Beyond Recycling’ strategy to make the circular economy in Wales a reality.</p>															
1.02	<p>Working to the Council Municipal Waste Strategy, recycling performance in Flintshire has consistently exceeded the statutory targets: -</p> <table border="1"> <thead> <tr> <th>Year</th> <th>Recycling Target</th> <th>FCC’s Recycling Performance</th> </tr> </thead> <tbody> <tr> <td>2013/14</td> <td>52%</td> <td>54.92%</td> </tr> <tr> <td>2016/17</td> <td>58%</td> <td>68.2%</td> </tr> <tr> <td>2019/20</td> <td>64%</td> <td>65.58%</td> </tr> <tr> <td>2024/25</td> <td>70%</td> <td>???</td> </tr> </tbody> </table> <p>The Council’s recycling success is to be celebrated; however, with changes to the classifications of what waste can be categorised as recycled and the changing behaviours of our residents in response to the pandemic, which have both impacted on our recycling performance, we now need to look at additional measures to ensure that we achieve the target of 70% by 2024/25.</p>	Year	Recycling Target	FCC’s Recycling Performance	2013/14	52%	54.92%	2016/17	58%	68.2%	2019/20	64%	65.58%	2024/25	70%	???
Year	Recycling Target	FCC’s Recycling Performance														
2013/14	52%	54.92%														
2016/17	58%	68.2%														
2019/20	64%	65.58%														
2024/25	70%	???														
1.03	Waste compositional analysis has shown that items such as steel cans, plastic bottles and food waste are still ending up in the residual waste bin and then inevitably in landfill or being incinerated, rather than being recycled.															
1.04	It is widely recognised that not recycling our waste has substantial environmental implications, which must be addressed to mitigate future impact on the planet.															

	<p>Some of the most significant effects are:</p> <ul style="list-style-type: none"> • The continued use of raw materials for the manufacture of new products destroys natural habitats and ecosystems. • Increased carbon emissions from the mining, transport and manufacture of new products. • Increased pollution as non-recycled items enter the waste stream and pollute the natural environment. Plastic waste, specifically, has recently been highlighted as polluting our sea and oceans.
1.05	<p>There is also a lost financial opportunity by not recycling our waste. There is a cost for every tonne of waste that is treated or landfilled, whilst the sale of the recycled products raises a small amount of income for the Council.</p>
1.06	<p>In 2019, a waste and recycling consultation took place to identify further measures that could be introduced to improve our recycling performance.</p> <p>The Council's Cabinet agreed that the changes should be implemented from March 2020; however, due to the national pandemic and the need to focus on service delivery in a COVID compliant manner, these changes were put on hold. The changes approved by Cabinet are outlined in a report from September 2019 (see Appendix 1).</p> <p>As the current Municipal Waste Strategy comes to an end in 2025, there is a need to implement these changes and further review the current service provision to identify how recycling performance could be increased further.</p> <p>Subsequently, the Council's Cabinet approved that all-member seminars should be held over the summer 2021 to consider our current recycling service and performance and explore what further options could be implemented to improve recycling performance.</p>
1.07	<p>All-members seminars were held online on 6th and 20th July 2021. The sessions were well attended by members and the seminars were split into three sessions, as follows: -</p> <ul style="list-style-type: none"> ➤ Context/Background to current arrangements and strategy and where are we now – Presentations were given to members by the waste operations and strategy teams (see attached slides Appendix 2). ➤ Achieving 70% - Waste and Recycling Collections – An informing overview of the collection service with breakout sessions for members to provide feedback, suggestions and comments. ➤ Achieving 70% - Household Recycling Centres (HRCs) – An informing overview of the HRCs with breakout session for members to provide feedback, suggestions and comments.
1.08	<p>Recommendations</p> <p>Improved Education and Information.</p> <p>Members continued support for improved education and engagement with residents to improve awareness and understanding of what can and cannot be</p>

	<p>recycled. This will include, but is not limited to:</p> <ul style="list-style-type: none"> • clear information on why we provide our services in the current format (pre-sorted and separated waste at kerbside) • clear information on what can and cannot go in each recycling container • clear information on what waste can and cannot be recycled, and why • focused community engagement in low participation areas • increased engagement with schools, including use of the new Parc Adfer education facility • attendance at local events, markets, shopping centres to increase awareness of recycling • engagement with estate agents, landlords and our housing department to share information on waste collection arrangements for new properties and residents • increased use of social media and website • engagement with organised and community groups to raise awareness
1.09	<p>Side waste and Enhanced Enforcement.</p> <p>In July 2021, Cabinet approved the reintroduction of side waste enforcement following its suspension in March 2020 due to the pandemic and it has been agreed that enforcement will be reintroduced from 6th September using the same three staged approach: -</p> <ol style="list-style-type: none"> 1. Education and engagement with warning/improvement letter (informal) 2. A Section 46 Notice served on the offending property (formal) 3. Issuing of a Fixed Penalty Notice (formal) <p>At the seminars, Members requested that, before side waste enforcement is reintroduced, an education and engagement campaign takes place to inform residents of their responsibilities when placing waste out for collection.</p> <p>This will be done via press releases, improved website information, email to all registered Flintshire residents, social media campaigns, briefings to all Members, Town/Community Councils and Members of Parliament/Members of the Senedd.</p> <p>Members continued their support for an enhanced approach to side waste enforcement for those residents who habitually do not recycle their waste.</p> <p>However, this will only be implemented once side waste enforcement has been fully implemented and there is clear demonstrable evidence that residents have not changed their waste disposal habits.</p>
1.10	<p>Absorbent Hygiene Product (AHP) – Disposable Nappy Collections</p> <p>Members continued their support for the introduction of an AHP (disposable nappy collection service) for those who request a service, which will complement the current medical waste collection service and assist with removing this waste stream from the black wheeled bin.</p> <p>The Council has already been awarded £282k of funding by the Welsh Government to deliver this service (for up to 20% of all properties), which has provided support for the purchase of a vehicle to deliver the service, appropriate containers and bags to provide to residents for storage, and also make any</p>

	<p>necessary depot improvements to bulk and store the waste prior to disposal.</p> <p>Again, the implementation of the disposable nappy / AHP collection service was put on hold in March 2020 due to the pandemic. It is now proposed that this collection service should be introduced from 1st November 2021, which will offer: -</p> <ul style="list-style-type: none"> • A weekly collection service (these collections may not take place on the same day as the scheduled waste and recycling collection day) • Provision of a 75L orange box (with lid) and plastic storage bags • Applications for the service online or by telephone through our Contact Centre (Monday to Friday) • Expectation that up to 20% of residents will require the service • A reduction in requests for larger bins as a result <p>Communications for this new service will commence following approval and applications for the service will open from 1st October 2021, which is intended to allow sufficient time for assessment, distribution of the bags and containers, and setting up the collections.</p> <p>The service will be for households who use a large amount of nappies or incontinence products and find that they do not have enough space for these items in their black wheeled bin. Sanitary waste and infectious clinical waste will not be collected as part of this service, and alternative collections are available for the disposal of these waste streams.</p>
1.11	<p>Christmas Waste and Recycling Collections / HRC Opening Dates</p> <p>At the seminars, members were presented with a proposed calendar for waste and recycling collections over the Christmas period. This proposal would see waste and recycling collections for Saturday 25th December 2021 and Saturday 1st January 2022 moved to Sunday 2nd January 2022.</p> <p>The calendar was broadly support with the only request being the inclusion of a food waste collection the week after Christmas Day and Boxing Day.</p> <p>This has now been accommodated and additional food waste collections will take place on Monday 27th December for those residents whose collections would have fallen on Christmas Day and will move to Sunday 2nd January.</p> <p>The proposed collection schedule for the Christmas and New Year period is detailed in Appendix 3</p> <p>Discussions also took place in relation to the opening times of the Household Recycling Centres (HRCs) over the Christmas and New Year period.</p> <p>It was explained that it has been common practice to open the sites on Boxing Day and New Year’s Day in the past; however, footfall is always low and there is little benefit in opening them.</p> <p>It was suggested that the sites remain closed on these two days, as well as Christmas Day, which would ensure that working patterns are consistent with the waste and recycling collection crews and that service provision is consistent with our neighbouring local authorities. Members supported this approach.</p>

1.12	<p>Household Recycling Centres (HRCs)</p> <p>A number of proposals were discussed at the seminars in relation to HRC sites, which are outlined as follows: -</p> <p>Booking Systems: Throughout the pandemic, a number of Welsh Authorities introduced and continue to operate a booking system for residents wanting to use the HRCs. Members discussed the option of introducing such a system; however, the proposal was not supported as it was felt that it could lead to a potential increase in fly tipping, inconvenience to service users and limit the amount of recyclable materials presented. However, the proposal for a booking system for hazardous wastes such as asbestos was supported by Members. Such a system would allow HRC staff to control when hazardous waste is coming to site and make preparations for its acceptance, by allowing for the correct bags to be issued for transportation of the materials and ensure that the containers are available before residents transport their waste to the site.</p> <p>Bag Splitting: Members supported the reintroduction of black bag splitting at the HRC sites to ensure that all recyclable materials brought to site are pre-sorted and separated correctly. With the reintroduction of side waste enforcement, it is expected that residents who avoid recycling may take the easy option and potentially take waste to the HRC instead. Prior to this being re-introduced a full risk assessment will take place and bag splitting will only be implemented when safe to do so.</p> <p>Van Permit System: Members expressed their concerns that the van permit criteria is not clear and can be left to interpretation. It has also been noted by the HRC staff that the current system does allow for traders to exploit the system. It is proposed that the permitting criteria is reviewed in order to make it clearer to service users what type and size of vehicles will or will not be issued a permit. It is also proposed that those vehicles that are registered to a business could be offered a 'one-off permit' if it can be demonstrated that the waste they are disposing of has no relation to the business to which they are registered e.g. allow a vehicle registered to a plumber to dispose of garden waste.</p> <p>Charging for Bulky Waste Items: It is becoming more common for Local Authorities to charge for the disposal of bulky waste items received at HRC sites, such as wood or soil and rubble. Members did not support this proposal, as it was felt that it could lead to a potential increase in fly tipping and therefore it is not proposed for this to be introduced at this time.</p>
1.13	<p>Repair and Reuse</p> <p>Members supported the Council's commitment to prioritising repair and reuse of items that could be deemed as waste but can be fixed, repurposed or reused, thereby keeping items in circulation longer and reducing the demand for new products.</p> <p>Members welcomed news of the new Repair and Reuse Centre in Buckley, which is being developed in partnership with Groundworks NW and Refurbs Flintshire. With funding granted by Welsh Government through the Circular Economy, the aim of the project is to promote education and behavioural change on waste and recycling initiatives, provide volunteering opportunities and employment for local people and create an attractive and unique venue in the heart of the town centre,</p>

	<p>whilst supporting the strategic regeneration plan of the town and creating a hub for the community to come together. Once this facility is fully established, the model may be replicated in other town centres and areas of the County (subject to funding).</p> <p>Members also supported the continued aspiration to partner with local charities to adopt a Household Recycling Centre. The aim of this is to change residents' behaviours of disposing reusable items, which could be sold through charity shops to raise income to support the charity and reduce waste. Each HRC would be sponsored with the respective charities branding and, if savings could be made to the Council for reducing waste disposal costs and improving reuse rates, this could be shared with the charity.</p>
1.14	<p>Local Targets / Local Benefits</p> <p>Members have suggested having a process whereby, if a local community were to improve its recycling performance (e.g. achieve the 70% target or more), then the benefits, such as financial savings, could be provided back to the community to support local environmental groups to continue their good work. This proposal is quite complex to put into practice, as waste collection rounds do not operate solely in one community/ward and, due to the nature of the containers to collect, the waste rounds do not mirror the recycling rounds to calculate an improvement.</p> <p>Therefore, it is proposed that this idea be progressed as a pilot project, but only in a controlled sample area, where the measurement of success is feasible. Options need to be explored further to identify where this pilot scheme could be organised and how it would work operationally and how the community be engaged in the project.</p>
1.15	<p>RFID Tags for Garden Waste and Assisted Collections</p> <p>The service has been piloting an electronic tag system for brown bin collections, known as RFID (radio frequency identification). This is as an alternative option to the sticker/tag that is manually issued each year once a resident has subscribed to the garden waste collection service.</p> <p>Currently, each year the Council manually sends out 33,000+ stickers or tags to attach to the brown bins, an operation that is time consuming, labour intensive and costly to administer and distribute year on year. The purpose of the pilot scheme was to reduce the administrative burden on the service and find a more cost effective way of issuing tags and identifying which bin is registered and subscribed to the collection service, whilst also offering improved back office reporting information on the collections and operational services.</p> <p>Additionally, the Council provides an assisted collection service for anyone who is physically unable to move the wheeled bin to the kerbside and where an able bodied person is not available to assist in presenting the bins at the kerbside for collection. The issue of missed collections for residents who are registered for the assisted collection service can be very emotive, as they rely on the collection crews to collect the bins from a location on their property instead of the kerbside. Currently, there is no way of knowing whether an assisted collection has taken place, other than the driver confirming the collection on return to the depot. The use of RFID tags on black bins registered to receive assisted collections would enable us to identify immediately whether a collection has been missed, record</p>

	<p>the emptying of the bins and confirm that all bins on the round have been processed.</p> <p>The pilot has been successful with a read rate of 99.2% and the capability of the system for monitoring the progress of collection rounds and demonstrating that bins have been collected has also proven effective.</p> <p>It is now proposed that this system is rolled out countywide and implemented for all subscriptions to the 2022 garden waste collection service and also those residents who are registered to receive assisted black bin collections.</p> <p>To enable the service to do this, grant funding of £122k has been awarded via Innovate UK as part of a wider project to promote carbon reduction through the use of electric vehicles and intelligence based route planning. The funding will pay for all of the RFID tags and the back office system to support the collection service. Further funding will be required for the tag readers for each vehicle and ongoing maintenance of the new back office system, which is intended to be sourced from the savings generated by not having to manually issue annual stickers or tags to households.</p>
--	---

2.00	RESOURCE IMPLICATIONS								
2.01	£5,000 required for education/information literature. This is accounted for in the revenue budget								
2.02	Enforcement will be delivered by the existing in-house Civil Parking and Environmental Enforcement team. Approval was given to employ two additional officers to deliver enhanced enforcement. One officer has been employed and a review of the success of the project will be undertaken before employing the second post. The posts will be funded by the saving from waste disposal costs.								
2.03	£282,200 of grant funding has been awarded for the delivery of the AHP and disposable nappy collections. No additional workforce resource will be required as this will mirror the existing medical waste collection service								
2.04	<p>£122k Innovate UK funding to implement the RFID tag system for garden waste collections and assisted black bin collections</p> <p>Additional funding will be required to fund the vehicle readers and future maintenance costs for the back office software system. It is intended that this will be funded from the savings generated by not having to manually issue annual stickers or tags to households.</p> <p>The costs for manually issuing the tags during 2020-2021 were broken down as follows:</p> <table border="1" style="margin-left: 20px;"> <tr> <td>Materials & Printing</td> <td style="text-align: right;">£5,379.74</td> </tr> <tr> <td>Postage</td> <td style="text-align: right;">£26,185.56</td> </tr> <tr> <td>Admin Support</td> <td style="text-align: right;">£25,574.21</td> </tr> <tr> <td>Total</td> <td style="text-align: right;">£57,139.51</td> </tr> </table>	Materials & Printing	£5,379.74	Postage	£26,185.56	Admin Support	£25,574.21	Total	£57,139.51
Materials & Printing	£5,379.74								
Postage	£26,185.56								
Admin Support	£25,574.21								
Total	£57,139.51								

3.00	IMPACT ASSESSMENT AND RISK MANAGEMENT																								
3.01	<p data-bbox="277 232 1238 264">Ways of Working (Sustainable Development) Principles Impact</p> <table border="1" data-bbox="277 300 1406 712"> <tr> <td data-bbox="277 300 699 374">Long-term</td> <td data-bbox="699 300 1406 374">The proposals will drive improvements to recycling performance.</td> </tr> <tr> <td data-bbox="277 374 699 488">Prevention</td> <td data-bbox="699 374 1406 488">The proposals will help prevent the disposal of recyclable resources reducing the need for raw materials</td> </tr> <tr> <td data-bbox="277 488 699 524">Integration</td> <td data-bbox="699 488 1406 524">No impact</td> </tr> <tr> <td data-bbox="277 524 699 638">Collaboration</td> <td data-bbox="699 524 1406 638">The proposals will provide an opportunity for the County Council to work with community groups to promote recycling awareness</td> </tr> <tr> <td data-bbox="277 638 699 712">Involvement</td> <td data-bbox="699 638 1406 712">Improved engagement with Flintshire residents, schools, community groups</td> </tr> </table> <p data-bbox="277 748 655 779">Well-being Goals Impact</p> <table border="1" data-bbox="277 815 1406 1384"> <tr> <td data-bbox="277 815 699 929">Prosperous Wales</td> <td data-bbox="699 815 1406 929">Positive – improving reuse and recycling of recycling materials resulting in world leaders in recycling performance</td> </tr> <tr> <td data-bbox="277 929 699 1003">Resilient Wales</td> <td data-bbox="699 929 1406 1003">Positive – Less demand for raw materials, promoting circular economy</td> </tr> <tr> <td data-bbox="277 1003 699 1077">Healthier Wales</td> <td data-bbox="699 1003 1406 1077">Positive – reducing vehicle movements and emissions</td> </tr> <tr> <td data-bbox="277 1077 699 1113">More equal Wales</td> <td data-bbox="699 1077 1406 1113">No impact</td> </tr> <tr> <td data-bbox="277 1113 699 1149">Cohesive Wales</td> <td data-bbox="699 1113 1406 1149">No impact</td> </tr> <tr> <td data-bbox="277 1149 699 1223">Vibrant Wales</td> <td data-bbox="699 1149 1406 1223">Positive – Promoting reuse and recycling of waste, and working towards carbon reduction</td> </tr> <tr> <td data-bbox="277 1223 699 1384">Globally responsible Wales</td> <td data-bbox="699 1223 1406 1384">Reducing the reliance on the extraction of raw materials and destruction of natural habitats and ecosystems by the reprocessing of recyclable materials.</td> </tr> </table>	Long-term	The proposals will drive improvements to recycling performance.	Prevention	The proposals will help prevent the disposal of recyclable resources reducing the need for raw materials	Integration	No impact	Collaboration	The proposals will provide an opportunity for the County Council to work with community groups to promote recycling awareness	Involvement	Improved engagement with Flintshire residents, schools, community groups	Prosperous Wales	Positive – improving reuse and recycling of recycling materials resulting in world leaders in recycling performance	Resilient Wales	Positive – Less demand for raw materials, promoting circular economy	Healthier Wales	Positive – reducing vehicle movements and emissions	More equal Wales	No impact	Cohesive Wales	No impact	Vibrant Wales	Positive – Promoting reuse and recycling of waste, and working towards carbon reduction	Globally responsible Wales	Reducing the reliance on the extraction of raw materials and destruction of natural habitats and ecosystems by the reprocessing of recyclable materials.
Long-term	The proposals will drive improvements to recycling performance.																								
Prevention	The proposals will help prevent the disposal of recyclable resources reducing the need for raw materials																								
Integration	No impact																								
Collaboration	The proposals will provide an opportunity for the County Council to work with community groups to promote recycling awareness																								
Involvement	Improved engagement with Flintshire residents, schools, community groups																								
Prosperous Wales	Positive – improving reuse and recycling of recycling materials resulting in world leaders in recycling performance																								
Resilient Wales	Positive – Less demand for raw materials, promoting circular economy																								
Healthier Wales	Positive – reducing vehicle movements and emissions																								
More equal Wales	No impact																								
Cohesive Wales	No impact																								
Vibrant Wales	Positive – Promoting reuse and recycling of waste, and working towards carbon reduction																								
Globally responsible Wales	Reducing the reliance on the extraction of raw materials and destruction of natural habitats and ecosystems by the reprocessing of recyclable materials.																								
3.02	Only those residents not complying with the waste collection policy will be accountable for their actions. There will be no impact to those residents who continually present their waste correctly																								
3.03	Improved recycling knowledge and understanding, promoting better engagement with Council services																								
3.04	Reduction in single use items, repairing and reusing items and waste minimisation will contribute to the carbon reduction agenda and reduce climate change.																								
3.05	<p data-bbox="277 1854 1050 1886">An integrated impact assessment has been completed</p> <ul style="list-style-type: none"> <li data-bbox="277 1886 1430 2000">i) The impact assessment has identified there may be a potential positive impact on Equality and Human rights, Welsh Language, Environment and Biodiversity and Health. <li data-bbox="277 2000 1430 2098">ii) There may be potential negative impacts on Equality and Diversity with respect of digital communications with older people, but these will be mitigated by ensuring that communications will be offered by face-to-face 																								

	<p>contact or written, paper based literature.</p> <p>There may be potential negative impacts on Equality and Diversity with respect of the ability of disabled persons to sort and separate waste streams to ensure that the correct recycling containers are used. This will be mitigated by ensuring the assisted waste collection service is offered when appropriate.</p> <p>There may be potential negative impacts on Equality and Diversity with respect of those with learning difficulties understanding the waste and recycling collection service and collection schedule. This will be mitigated by making documentation and information in easy read format.</p> <p>iii) There will be a neutral impact on service from the introduction of this policy across all aspects of the assessment.</p>
--	---

4.00	CONSULTATIONS REQUIRED / CARRIED OUT
4.01	Cabinet Member for Streetscene
4.02	Elected Members – all-member seminars held online in July 2021
4.03	Workforce and Trade Unions – workforce briefing sessions and meetings with the Trade Unions were held in August 2021 to gain feedback on the proposals
4.04	A communications plan will be required following approval of the recommendations put forward in this report to ensure that wider stakeholders are consulted on any proposed changes to waste and recycling services.

5.00	APPENDICES
5.01	<p>Appendix 1 – Waste Strategy Review Consultation Report to Cabinet from September 2019</p> <p>Appendix 2 – Presentation Slides from All-Member Seminar held in July 2021</p> <p>Appendix 3 – Proposed Christmas Waste and Recycling Collection Schedule for 2021/2022</p>

6.0	LIST OF ACCESSIBLE BACKGROUND DOCUMENTS
6.1	<p>Integrated Impact Assessment</p> <p>Towards Zero Waste https://gweddill.gov.wales/topics/environmentcountryside/epq/waste_recycling/zerowaste/?lang=en</p> <p>Beyond Recycling strategy https://gov.wales/sites/default/files/publications/2021-03/beyond-recycling-strategy-document.pdf</p>

7.00	CONTACT OFFICER DETAILS
7.01	Contact Officer: Ruth Cartwright, Regulatory Services Manager Telephone: 01352 704796 E-mail: ruth.cartwright@flintshire.gov.uk

8.00	GLOSSARY OF TERMS
8.01	WG – the Welsh Government TZW – Towards Zero Waste MWC – Managed Weekly Collections AHP – Absorbent Hygiene Products – this can include disposable nappies, nappy changing waste such as wet wipes, nappy sacks and cotton wool Incontinence products (pads, pants and bedding). RFID

Mae'r dudalen hon yn wag yn bwrpasol



CABINET

Date of Meeting	Tuesday 24 th September 2019.
Report Subject	Waste Strategy Review Consultation
Cabinet Member	Cabinet Member for Streetscene and Countryside
Report Author	Chief Officer (Streetscene And Transportation)
Type of Report	Strategic

EXECUTIVE SUMMARY

In 2011, Flintshire County Council introduced a Managed Weekly Collection waste service (MWC), which changed waste collections in the County from a weekly, black sack and back door service to weekly recycling and food waste collections with fortnightly collections of non-recyclable waste, alternating with garden waste - with all of the various waste streams being pre-sorted by residents and collected at the kerb-side.

This change significantly improved the Council's recycling performance and due to the engagement and efforts of residents, the Council continues to perform well with the recycling performance for 2018/19 confirmed at 69.16%. This is already above the 2019/20 target of 64% with the next significant target being 70% in 2025.

The current recycling performance needs to be celebrated, but without operational and policy change, it is likely that performance will now stabilise and any future improvements in performance will become difficult to achieve. Whilst the current waste strategy does not come to an end until 2025, the target set within the document of 70% has been almost achieved and it is important that the Council starts to plan for the future, considering what more could be done to increase recycling rates still further and reduce residual waste.

This report proposes that the Council undertakes a wide ranging public consultation exercise on the future provision of the waste and recycling service to better understand residents' expectations and behaviours, and set the future direction for the service provision.

RECOMMENDATIONS

1	That Cabinet notes the current recycling performance.
2	That Cabinet approves the commencement of a public consultation exercise on the Council's Waste Strategy and the future direction of the waste and recycling service.

REPORT DETAILS

1.00	EXPLAINING THE BACKGROUND TO THE CURRENT POLICY															
1.01	In 2010, Welsh Government (WG) published its policy for dealing with municipal waste in Wales 'Towards Zero Waste' (TZW). This policy sets out statutory recycling targets for all Councils in Wales to meet.															
1.02	In June 2010, the Council adopted its own Municipal Waste Strategy. The strategy contained a number of key actions which were required to meet the challenging targets set out in TZW.															
1.03	In 2011, WG published its Municipal Sector Plan which was a partnering document to TZW which provided guidance to Welsh Council's in the form of a blueprint describing WG's recommended service delivery for Councils to follow.															
1.04	Working to the Council Municipal Waste Strategy, recycling performance has exceed the statutory targets, with current performance almost at the level required by 2024/25 <table border="1" data-bbox="367 1232 1372 1444"> <thead> <tr> <th>Year</th> <th>Recycling Target</th> <th>FCC's Recycling Performance</th> </tr> </thead> <tbody> <tr> <td>2013/14</td> <td>52%</td> <td>54.92%</td> </tr> <tr> <td>2016/17</td> <td>58%</td> <td>68.2%</td> </tr> <tr> <td>2019/20</td> <td>64%</td> <td>69% (projected)</td> </tr> <tr> <td>2024/25</td> <td>70%</td> <td></td> </tr> </tbody> </table>	Year	Recycling Target	FCC's Recycling Performance	2013/14	52%	54.92%	2016/17	58%	68.2%	2019/20	64%	69% (projected)	2024/25	70%	
Year	Recycling Target	FCC's Recycling Performance														
2013/14	52%	54.92%														
2016/17	58%	68.2%														
2019/20	64%	69% (projected)														
2024/25	70%															
1.05	<p>WG is currently reviewing its national policies with a view to revising future targets.</p> <p>This review is taking place following waste compositional analysis, which has shown that items such as cans, plastic bottles and food waste are still ending up in the residual waste bin and inevitably then in landfill or sent for incineration rather than being recycled.</p>															
1.06	<p>It is widely recognised that the impact of not recycling our waste has substantial environmental implications that must be addressed to mitigate the future impact on the planet.</p> <p>Some of the most significant effects are:</p> <ul style="list-style-type: none"> The use of raw materials for the manufacture of new products destroys natural habitats and ecosystems. 															

	<ul style="list-style-type: none"> • Increased carbon emissions from the mining, transport and manufacture of new products. • Increased pollution as non-recycled items enter the waste stream and pollute the natural environment. Plastic waste, specifically, has recently been highlighted as polluting our seas and oceans.
1.07	In addition to the environmental impact, there is a lost financial opportunity by not recycling our waste. There is a cost for every tonne of waste, which is treated or landfilled, whilst the sale of the recycled products raises a small amount of income for the Council.
1.08	<p>With the current Municipal Waste Strategy coming to an end in 2025, and the expectation that our current performance will plateau without further changes, now is an opportunity to review the current service provision to identify how recycling performance could increase further.</p> <p>This report proposes that a public consultation is undertaken to assist the Council in identifying what changes could be made to services in order to achieve improved recycling targets.</p> <p>The consultation will consider a number of aspects, including:</p> <ul style="list-style-type: none"> • Informing service users on current success • Informing service users what happens to collected recyclable items • Explaining the need for a review to be undertaken • Gaining information on current recycling behaviours • Consideration for future service change options that will maximise recycling potential are listed in Appendix 1
1.09	<p>It is proposed that the consultation will take place over a period of five weeks from 25th September 2019 until 31st October 2019.</p> <p>In order to deliver the consultation to as many key stakeholders as possible a programme has been developed, highlighting the proposed methods of communication and engagement Appendix 2.</p> <p>The consultation will take the form of a short Survey Monkey questionnaire, in which a number of key questions will be asked Appendix 3.</p>
1.10	A report detailing the outcome of the public consultation exercise will be presented to the December meeting of the Environment Overview and Scrutiny and to Cabinet to approve the next steps following completion of the consultation.

2.00	RESOURCE IMPLICATIONS
2.01	There are no additional resource implications for undertaking the public consultation.

3.00	CONSULTATIONS REQUIRED / CARRIED OUT
3.01	Member workshops were held in June 2019 to seek views on the future provision of the collection service.
3.02	Residents through 'Survey Monkey' feedback.
3.03	Cabinet Member for Streetscene and Countryside.
3.04	Town and Community Councils – invitation for written response/comment.
3.05	Elected Members – invitation for written response/comment.
3.06	Assembly Members – invitation for written response/comment.
3.07	Members of Parliament – invitation for written response/comment.
3.08	Environment Overview and Scrutiny Committee will be asked to provide comments at their meeting in October 2019.

4.00	RISK MANAGEMENT
4.01	A project team is in place to manage and support the consultation to ensure Countywide engagement.
4.02	An Integrated Impact Assessment has begun to assess the impact of any potential service changes.

5.00	APPENDICES
5.01	Appendix 1 - Service change considerations Appendix 2 - Consultation programme Appendix 3 - Consultation questions

6.00	LIST OF ACCESSIBLE BACKGROUND DOCUMENTS
6.01	Contact Officer: Stephen O Jones Telephone: 01352 704700 E-mail: stephen.o.jones@flintshire.gov.uk

7.00	GLOSSARY OF TERMS
7.01	WG – Welsh Government TZW – Towards Zero Waste MWC – Managed Weekly Collections

APPENDIX 1

Options for consideration to improve recycling levels

Improved education/communication with residents

- Improve resident understanding on what can / cannot be recycled
- Improved education and engagement through schools, community and local groups
- Improved information through digital media (website, social media, my account)

Undertaking stricter enforcement of what is placed in the residual waste (black) bin

- Enforcement action when recycled material is placed in the black bin.
- Enforcement action when waste or recycled material is put in the wrong container.

Changing the frequency of collection of the residual waste (black) bin

- Reducing collection frequency for black bin collection to once every three or four weeks
- Maintain fortnightly brown bin collections (March – Mid-December)

Reducing the size of the residual waste (black) bin

- Maintaining the current frequency of collection while reducing the size of the black bin
- Maintain weekly recycling collections
- Maintain fortnightly brown bin collections (March – Mid-December)

APPENDIX 2

Consultation Programme

August 2019	Integrated Impact Assessment	Start IIA process
10 th September	Informal Cabinet	Inform on the launch of consultation
10 th September	Flintshire Youth Council	Discuss consultation and request support/input
16-20 th September	Connects / Libraries / Contact Centre	Pre - consultation briefing
September	Workforce briefing	Inform and request assistance with promoting consultation to service users
20 th September	Press Briefing	Inform press of content of the consultation and request support to promote through all possible avenues.
24 th September	Change exchange	Message to managers – assist with promoting consultation to service users
24 th September	Cabinet	Inform on the launch of consultation Present: Document, survey, consultation list, video,
25 th September – 31 st October	Consultation Live	Launch consultation: <ul style="list-style-type: none"> • Live on Flintshire CC Website • Video detailing recycling operations • Live survey monkey questionnaire • Live on Infonet / workforce email • Live in Connects Centres / Libraries (documents on deposit) • Informative banner on HRCs • Twitter updates • Press release • Information via My Account / Your Council • Letter to: Members, T&CC, AMs, PMs • Letter to School Councils / eco groups • Leaflet to each property (with calendar) • Call %age of residents to take survey
25 th Sept – 31 st October	Connects Centres / Libraries	Drop in events – dates TBC Mold – Wednesday Holywell – Thursday Flint – Friday Buckley – Monday C'Quay – Tuesday Q'ferry – Wednesday

2 nd October	Twitter	Reminder on Consultation / Recycling advice
9 th October	Twitter	Reminder on Consultation / Recycling advice
10 th October	County Forum	Brief on Consultation and request participation
15 th October	EO&S committee	Present report on Consultation and request discussion / feedback
16 th October	Press Release	Reminder on Consultation
16 th October	Twitter	Reminder on Consultation / Recycling advice
23 rd October	Twitter	Reminder on Consultation / Recycling advice
31 st October	Consultation End	Close Consultation and review feedback

This page is intentionally left blank

Appendix 3

Introduction

Flintshire County Council is undertaking a public consultation to engage with residents on the current and future waste services. Feedback is required on how residents currently use the service provided, what restricts a person's ability to recycle and what we could do to make sure recycling performance is maximised into the future.

Please take this opportunity to complete this short questionnaire to have your say.

Please provide POST CODE:

Consultation Questions

1. Which statement best describes how much you currently recycle?
 - I recycle everything that can be recycled
 - I recycle a lot but not everything that can be recycled
 - I recycle a little
 - I do not currently recycle, but I intend to start
 - I do not currently recycle and do not intend to start

2. How often do you use the following collection services:

Recycling (paper/card/plastic/tins/glass)

Food waste

Garden Waste

Batteries

Waste

Bulky waste

Options: Every Week/Every fortnight/Once a Month/A few times a year/Never

3. On average, how full are your containers and black bins on your collection day?

Recycling (paper/card/plastic/tins/glass)

Food waste

Garden Waste

Batteries

Waste

Options: Overflowing / Full / Half Full / Quarter Full / Virtually Empty

4. Do any of the following factors prevent you from recycling?

- It takes too much time
- I'm not sure what containers to use
- I don't have all the containers I need
- I don't know where to get containers / bags from
- I don't think it matters whether I recycle or not
- I recycle everything
- Other

5. Over the past few months, how often have you:

- Thrown recyclables in to the waste bin
- Thrown uneaten food or food that is packaged in to the waste bin
- Thrown dirty recyclables into the waste bin because of the time it would take to rinse the items
- Thrown items into the waste bin because you weren't sure if they could be recycled
- Forgotten to put recycling out as you were unsure of the collection day
- Thrown recyclable items into the waste bin because your recycling containers were full
- Thrown waste into the recycling bin because your wheelie bin is full

Options: Always / Often / Sometimes / Rarely / Never

6. Do you agree that the Council should take steps to encourage more people to recycle so less money is spent on disposal costs?

- Yes
- No

7. Do you think it is reasonable for the Council to take robust enforcement action against those who do not recycle?

- Yes
- No

8. If you recycled as much of your waste as possible with the existing weekly recycling service, could you cope with less frequent black bin collections?

- Yes
- No

9. If you recycled as much of your waste as possible with the existing weekly recycling service and you were provided with a larger black bin, would that help with reduced collection frequency?

- Yes
- No

10. If you recycled as much of your waste as possible with the existing weekly recycling service could you cope with a smaller black bin if collection of the bin remained fortnightly?

11. What concerns would you have if the container was emptied less often?

- I would have no concerns
- Odours
- Disposal of nappies
- The black bin would fill up too quickly
- The bin would be too heavy
- Increase in fly-tipping and litter
- Longer time between collection if I miss a day
- Vermin
- Flies
- Animal waste / animal bedding

12. How would you like to receive/find out about information on recycling and waste collection services?

- Leaflets
- Smartphone / apps
- Flintshires' My Account
- Council website
- E-mail
- Community events
- Online videos
- Other?

This page is intentionally left blank

Waste Strategy

Target 70

All Members' Workshop

Tudalen 53



Context / Background

Workshop follows on from Workshop held in 2019

Council's waste and recycling collection services are highly valued by Local Members and the community.

Any changes to the service have wide reaching consequences and receive substantial challenge.

In 12 years we have moved from a back door weekly bin collection service to a modern, highly controlled kerbside collection arrangement with the emphasis on recycling...

This has been driven by WG Statutory Recycling Targets and the threat of Infracton Fines (if we do not achieve them)

T
D
A
L
E
M
5
4

Where are we now?

WG recycling target set at 70% by **2024/2025**

2018-2019 – almost had achieved target at 69.16%

2019-2020 – Start of Covid-19 pandemic: 65.85%

2020-2021 - Covid-19 pandemic: 64.04%

120% increase in residual waste (additional 3,000 tonnes)

More people at home e.g. furlough, working from home; eating at home; shopping online, undertaking DIY home improvements etc.

Recycling increased by 26%

Food waste increased by 10%

Polices, Legislation, Guidance & Changing Times

- Towards Zero Waste
 - Municipal Waste Sector Plans
- Wales Waste Measure
 - Classification of Wood
 - Household/municipal waste
- End Destinations – proximity principle , market stability, reporting regimes
- Wales Circular Economy – Beyond Recycling Strategy
 - Deposit Return Scheme (DRS) – impact on kerbside
 - Extended Producer Responsibility (EPR)
- Changing Waste Composition
 - WFH, lockdown, temporary closures
 - Cardboard, glass, residual
 - Contamination

Tudalen 156

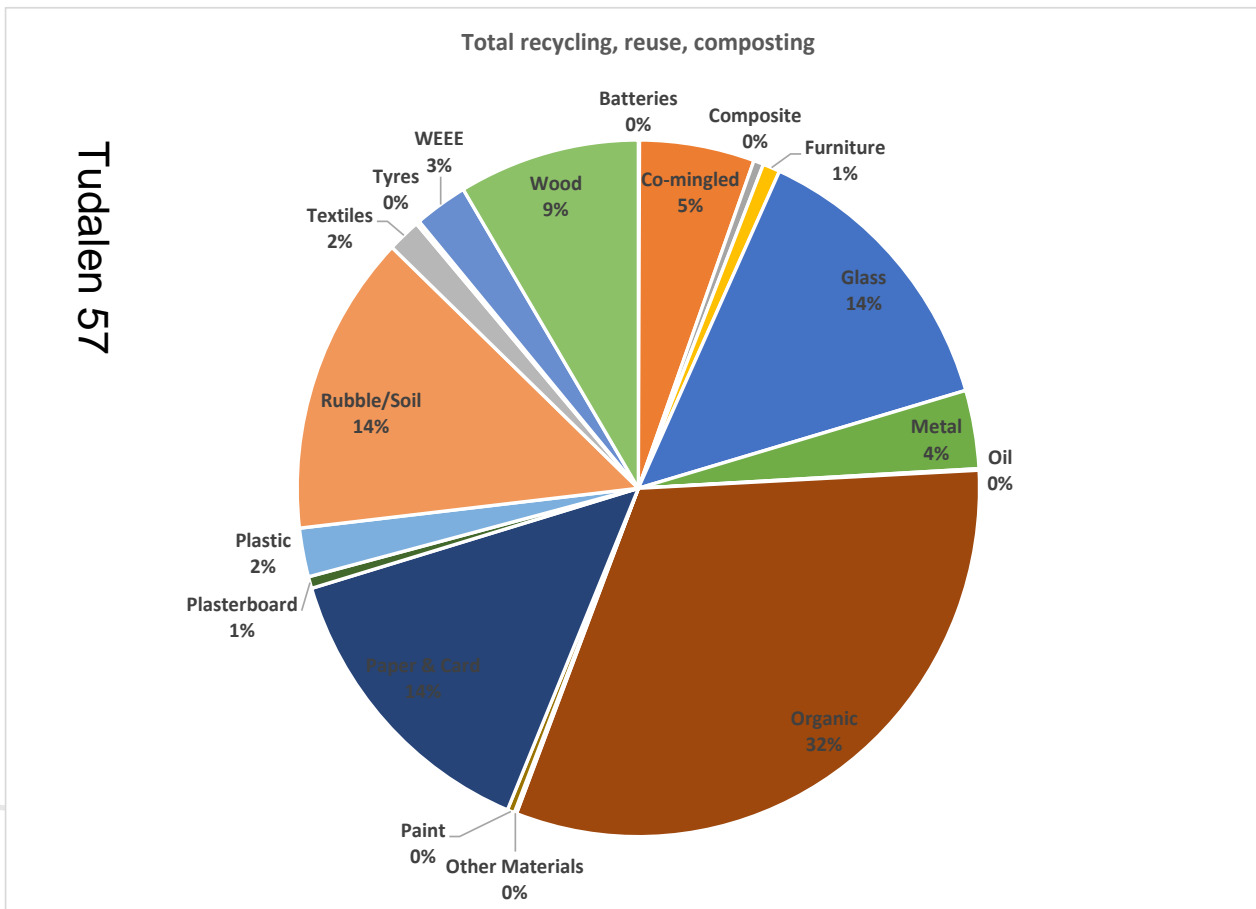


Municipal Sector Plan
Part 1
March 2011



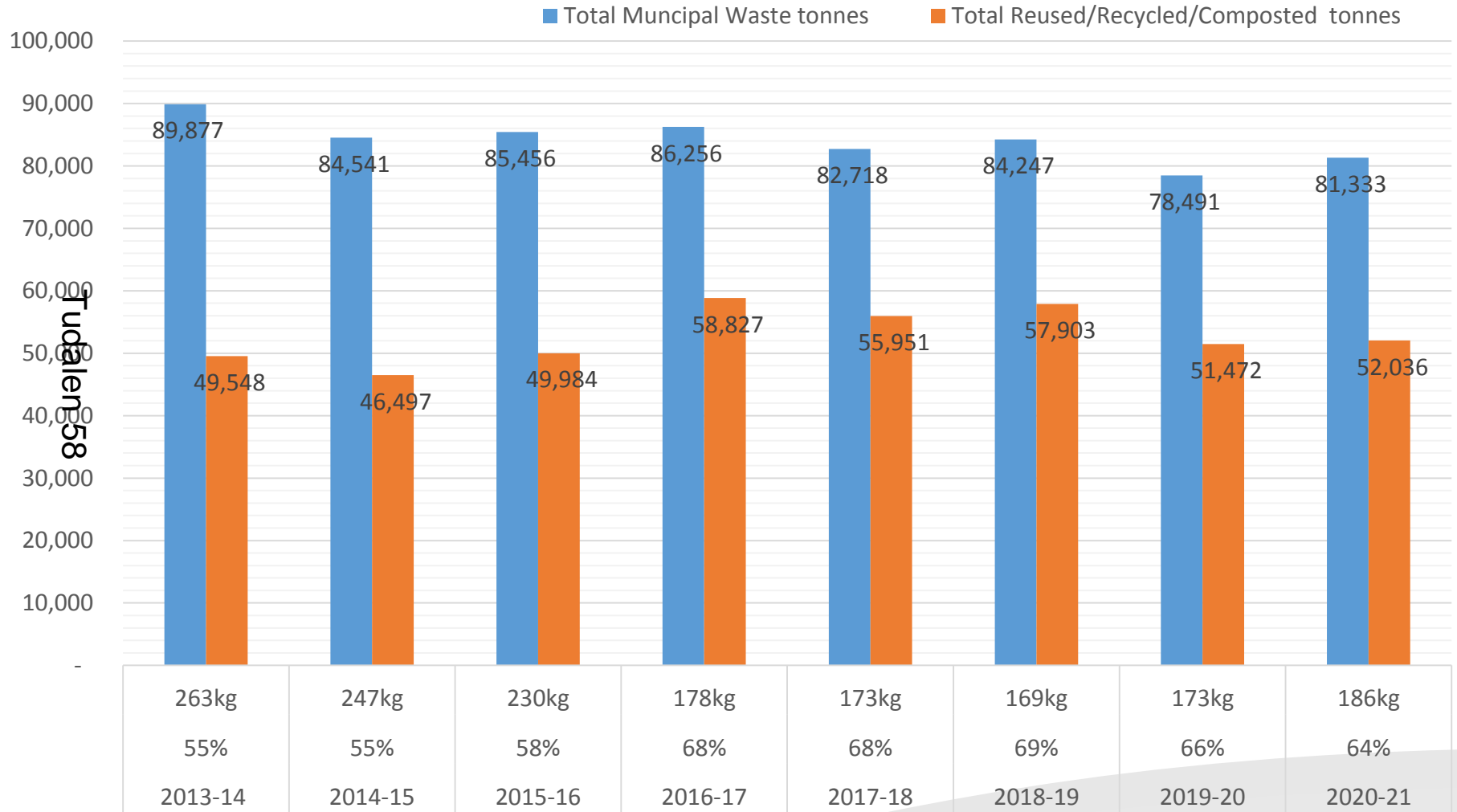
Statutory Targets – weight based

Municipal Waste Collected by local authorities	2012-13	2012-13	2015-16	2019-20	2020-21
Minimum levels of preparing for reuse and recycling/composting (or AD) for municipal waste	40%	52%	58%	64%	70%



Source: www.wastedataflow.org.uk Flintshire own dataset – material arising report 20/21

Targets & Performance



Areas to Focus

Headline Indicators

1.1 Household waste per capita

1.2 Municipal waste sent to landfill

1.3 Municipal waste that is recycled

1.4 Net zero carbon public sector

Activity Data

2.1 Food waste reduction

2.2 Carbon index – carbon saving per capita from recycling

2.3 Low carbon capital investment construction

2.4 Eco schools

2.5 Items repaired by repair cafes

2.6 Procurement – percentage of public sector spend that is spent in Wales

2.7 Plastic sent outside of Wales

2.8 Modernising the waste fleet with ULEV's

Policy Data

3.1 Welsh Government collections blueprint

3.2 Sustainable businesses

No longer just weight based targets.
Service and Strategy needs to reflect wider reaching measures.

Service Impact of COVID-19

23.03.2020
"lockdown"

- A number of frontline services suspended e.g. garden waste collections
- Household Recycling Centres (HRC) sites closed
- Prioritised kerbside collections for black bins, medical waste, food waste and recycling
- Still gritting, doing emergency repairs and repairing street lights

Immediate
impact

Tudalen
60

From May
2020
onwards

- Sickness absence levels high / staff redeployed
- Supply chain issues with PPE
- Recycling bags full of tissues - crews worried
- Missed collections increased, rounds not completing
- Side waste, litter and fly tipping increased



- HRC sites reopened, garden waste and bulky waste collections resumed
- Grass cutting and grounds maintenance started in some areas
- Highway maintenance and potholes resumed / cleansing restarted
- Infrastructure projects started – Standard Yard / Greenfield Waste Transfer Stations
- Christmas collections / Flooding followed by snow and ice

The new
"normal"

- Convoy vehicle working; drivers and loaders go straight to vehicles
- Text messaging service and "bubble" groups
- Staggered use of welfare facilities, one-way systems, mandatory face coverings
- Home working / new shift patterns / screens in cabs
- Enhanced cleaning and sanitation stations





Tudalen 61



Challenges to Service Delivery

- Creating “bubbles” we had to ensure that we kept knowledge of the rounds whilst keeping the teams separated
- Challenge to try to avoid a two team / us-them attitude was especially important within the supervision team (introduction of new working methods such as virtual handover meetings when shifts crossed over)
- Planning for the event that any cases of COVID could impact on service delivery due to loss of whole crews
- Side waste – challenge will be to reduce and eliminate side waste and encourage people to recycle
- One of the biggest challenges was trying to introduce all the above whilst still maintaining a high level of service to the residents

Planning for Christmas Collections 2021-2022

- Christmas 2020 - food collections maintained between Christmas and New Year
- Unknown effect COVID might have had on workforce availability and skill set/knowledge
- Calendars – published in September each year
- Normally, we try to move collections from Christmas Day and New Year's Day to an alternative day e.g. Catch-up day on a Sunday in between Christmas and New Year
- Christmas Day 2021 = Saturday, 25th December
- Bank Holidays = normal working day

Tudalen 63

Christmas 2021: Proposals

- Equivalent to fortnightly collections for general waste (black bins) throughout December 2021 and January 2022 as per policy
- Weekly recycling collections maintained in the main
- Christmas Day and New Year's Day waste & recycling collections: moved to 2nd January 2021
- Sunday, 2nd January = normal working day
- Temporary change of shift pattern for all Saturday workers – subject to consultation TU/employees
- Garden waste collections – finish w/e 11.12.2021
- HRC Sites: Closed on Christmas Day, Boxing Day and New Year's Day

Tudalen 64

Christmas 2021: Proposed Calendar

December 2021							January 2022						
Mon	Tues	Weds	Thurs	Fri	Sat	Sun	Mon	Tues	Weds	Thurs	Fri	Sat	Sun
		1	2	3	4	5						1	2
6	7	8	9	10	11	12	3	4	5	6	7	8	9
13	14	15	16	17	18	19	10	11	12	13	14	15	16
20	21	22	23	24	25	26	17	18	19	20	21	22	23
27	28	29	30	31			24	25	26	27	28	29	30
							31						

*Saturday, 11th December = last garden waste collections for the season

	Black Bin (General residual waste) / Food Waste / Recycling
	Brown Bin (Garden Waste) / Food Waste / Recycling
	No Collections – moved to Sunday 2nd January 2022
	Extra working day for Saturday's collections – Black bin / Food Waste / Recycling
	Recycling and Food Waste Only

Service Delivery Improvements

- Standard Yard New Materials Recovery Facility
- Greenfield Redevelopment
- RFID garden waste project to replace stickers/yellow tags
- Vehicle Telematics
- Electric Vehicles – WG Grant Funding for two new EV Recycling Vehicles
- Grant Funding for Electric Charging - Depot

Tudalen 66

Achieving 70% - Waste Collections

- Education and engagement
 - Behavioural change campaigns
 - Localised engagement programmes
 - Attendance at organised events
 - Local targets / local benefits
- Enhanced enforcement
 - Side waste enforcement
 - Warning letter
 - Formal (Section 46) Notice
 - Fixed Penalty Notice
 - Enforcement of recycling inside the black bin

Tudalen 67

Achieving 70% - Recycling Collections

- Additional waste streams to be collected
 - At the kerbside
 - AHP / Textiles / Small Electrical items, etc.
 - Within local stores / businesses
 - Coffee pods / make up cases / plastic film
- Information on what can be recycled
- Christmas collection arrangements

Tudalen 68

Breakout Session One

- 40 minute breakout session
- Discussion and comments

Tudalen 69

Achieving 70% - Household Recycling Centres

- Household Recycling Centres
 - Bag Splitting
 - Van permit scheme
 - Booking system
 - Charging for items (rubble / wood / asbestos / mattresses)
- Repair and Reuse
- Engagement with Charities
- Deconstruction of unusable items
- Christmas opening times

Tudalen 70

Breakout Session Two

- 40 minute breakout session
- Discussion and comments

Tudalen 71

Next Steps

- Collate all feedback
- Review feedback
- Identify any operational and policy changes
- Amend current policy
- Present to Cabinet in September for consideration

Tudalen 72

Thank You

Mae'r dudalen hon yn wag yn bwrpasol

Appendix 3 – Proposed Christmas Waste and Recycling Collection Schedule for 2021-2022

December 2021							January 2022						
Mon	Tues	Weds	Thurs	Fri	Sat	Sun	Mon	Tues	Weds	Thurs	Fri	Sat	Sun
		1	2	3	4	5						1	2
6	7	8	9	10	11	12	3	4	5	6	7	8	9
13	14	15	16	17	18	19	10	11	12	13	14	15	16
20	21	22	23	24	25	26	17	18	19	20	21	22	23
27	28	29	30	31			24	25	26	27	28	29	30
3							31						

*Saturday, 11th December = last garden waste collections for the season

	Black Bin (General residual waste) / Food Waste / Recycling
	Brown Bin (Garden Waste) / Food Waste / Recycling
	No Collections – moved to Sunday 2nd January 2022
	Extra working day for Saturday's collections – Black bin / Food Waste / Recycling
	Food waste collections for those residents who will not receive collections on Christmas Day
	Recycling and Food Waste Only

Mae'r dudalen hon yn wag yn bwrpasol

Eitem ar gyfer y Rhaglen 6



CABINET

Date of Meeting	Tuesday, 21 st September 2021
Report Subject	Flintshire Financial Sustainability Assessment Final Report
Cabinet Member	Cabinet Member for Finance, Social Value and Procurement
Report Author	Chief Executive and Corporate Finance Manager
Type of Report	Operational

EXECUTIVE SUMMARY

A Financial Sustainability Assessment across all Welsh Councils has been undertaken by Audit Wales and the report for Flintshire is attached as Appendix 1.

Audit Wales worked with Welsh Government, Welsh Local Government Association and the Society of Welsh Treasurers in planning the review. The project is the second part (Phase 2) of their review into financial sustainability in Welsh Councils - Phase 1 was a baseline assessment of the initial impact of COVID-19 on local Councils' financial position.

The summary and findings in the report outlines a fair reflection of the Council's financial position and there are no new issues to report. Therefore, a formal response has not been prepared as per usual practice.

The report will also be presented to Corporate Resources Overview and Scrutiny Committee on 16 September and Governance and Audit Committee on 27 September.

RECOMMENDATIONS

1	That Cabinet note the report from Audit Wales.
---	--

REPORT DETAILS

1.00	EXPLAINING THE FINANCIAL SUSTAINABILITY ASSESSMENT
1.01	A Financial Sustainability Assessment across all Welsh Councils has been undertaken by Audit Wales and the report for Flintshire is attached as Appendix 1.
1.02	Audit Wales worked with Welsh Government, Welsh Local Government Association and the Society of Welsh Treasurers in planning the review. The project is the second part (Phase 2) of their review into financial sustainability in Welsh councils - Phase 1 was a baseline assessment of the initial impact of COVID-19 on local Councils' financial position.
1.03	<p>The aims of the project were:</p> <ul style="list-style-type: none">• to explain from an independent perspective the initial impact of COVID-19 on local authorities' financial position and anticipated impact going forward (including identifying key risks to financial sustainability over the short and medium term).• to gain assurance that local authorities are putting in place proper arrangements to maintain financial sustainability in view of the ongoing COVID-19 pandemic.• to identify notable practice in meeting the financial challenges associated with COVID-19 both from within Wales and elsewhere that may be replicable in other local authorities in Wales.
1.04	A local report has been prepared for each Council and a national summary report is also being prepared and will be issued later in the year.
1.05	The summary and findings in the report outlines a fair reflection of the Council's financial position and there are no new issues to report. Therefore, a formal response has not been prepared as per usual practice.
1.06	The report will also be presented to Corporate Resources Overview and Scrutiny Committee on 16 September and Governance and Audit Committee on 27 September.

2.00	RESOURCE IMPLICATIONS
2.01	None directly arising from the report.

3.00	IMPACT ASSESSMENT AND RISK MANAGEMENT
3.01	As set out in the reports.

4.00	CONSULTATIONS REQUIRED/CARRIED OUT
4.01	The report will be shared with Corporate Resources Overview and Scrutiny Committee on 16 September and Governance and Audit Committee on 27 September.

5.00	APPENDICES
5.01	Appendix 1 – Audit Wales Financial Sustainability Assessment.

6.00	LIST OF ACCESSIBLE BACKGROUND DOCUMENTS
6.01	None.

7.00	CONTACT OFFICER DETAILS
7.01	<p>Contact Officer: Gary Ferguson, Corporate Finance Manager Telephone: 01352 702271 E-mail: gary.ferguson@flintshire.gov.uk</p>

8.00	GLOSSARY OF TERMS
	<p>Medium Term Financial Strategy (MTFS): a written strategy which gives a forecast of the financial resources which will be available to a Council for a given period, and sets out plans for how best to deploy those resources to meet its priorities, duties and obligations.</p> <p>Revenue: a term used to describe the day to day costs of running Council services and income deriving from those services. It also includes charges for the repayment of debt, including interest, and may include direct financing of capital expenditure.</p> <p>Budget: a statement expressing the Council's policies and service levels in financial terms for a particular financial year. In its broadest sense it includes both the revenue budget and capital programme and any authorised amendments to them.</p> <p>Capital: Expenditure on the acquisition of non-current assets or expenditure which extends the useful life of an existing asset.</p> <p>Revenue Support Grant: the annual amount of money the Council receives from Welsh Government to fund what it does alongside the Council Tax and other income the Council raises locally. Councils can decide how to use this grant across services although their freedom to allocate according to local choice can be limited by guidelines set by Government.</p>

Specific Grants: An award of funding from a grant provider (e.g. Welsh Government) which must be used for a pre-defined purpose.

Welsh Local Government Association: the representative body for unitary councils, fire and rescue authorities and national parks authorities in Wales.

Financial Year: the period of 12 months commencing on 1 April.

Local Government Funding Formula: The system through which the annual funding needs of each council is assessed at a national level and under which each council's Aggregate External Finance (AEF) is set. The revenue support grant is distributed according to that formula.

Aggregate External Finance (AEF): The support for local revenue spending from the Welsh Government and is made up of formula grant including the revenue support grant and the distributable part of non-domestic rates.

Financial Sustainability Assessment – Flintshire County Council

Audit year: 2020-21

Month/Year issued: July 2021

Document reference: 2448A2021-22

This document has been prepared as part of work performed in accordance with section 17 of the Public Audit (Wales) Act 2004 (the 2004 Act) and section 18 of the Local Government (Wales) Measure 2009. It may also inform a study for improving value for money under section 41 of the 2004 Act, and/or an examination undertaken by the Auditor General under section 15 of the Wellbeing of Future Generations Act (Wales) 2015.

No responsibility is taken by the Auditor General or the staff of Audit Wales in relation to any member, director, officer or other employee in their individual capacity, or to any third party.

In the event of receiving a request for information to which this document may be relevant, attention is drawn to the Code of Practice issued under section 45 of the Freedom of Information Act 2000. The section 45 Code sets out the practice in the handling of requests that is expected of public authorities, including consultation with relevant third parties. In relation to this document, the Auditor General for Wales and Audit Wales are relevant third parties. Any enquiries regarding disclosure or re-use of this document should be sent to Audit Wales at info.officer@audit.wales.

We welcome correspondence and telephone calls in Welsh and English. Corresponding in Welsh will not lead to delay. Rydym yn croesawu gohebiaeth a galwadau ffôn yn Gymraeg a Saesneg. Ni fydd gohebu yn Gymraeg yn arwain at oedi.

Mae'r ddogfen hon hefyd ar gael yn Gymraeg. This document is also available in Welsh.

Contents

Summary report

What we looked at and why 4

Detailed report

The Council's focus is on improving its financial resilience by addressing budgetary pressures in key demand-led service areas 5

The immediate impact of COVID-19 on the Council's financial sustainability has been mitigated by additional Welsh Government funding 5

The Council has a clear, well communicated financial strategy; it is focused on improving its resilience by addressing budgetary pressures in key demand-led service areas 6

The Council's usable reserves have increased in 2020-21 but in the previous years the use of reserves to help balance the budget has decreased their levels which the Council recognises significantly limits its resilience to service risk 9

The Council has a track record of keeping closely to its planned budgets in most areas 11

The Council has a track record of delivering planned savings: however, identifying and delivering savings will be more challenging going forward 12

The Council's liquidity ratio has been at the same level for the last three years 13

Summary report

What we looked at and why

- 1 We undertook this assessment as financial sustainability continues to be a risk to councils putting in place proper arrangements to secure value for money in the use of resources. In part, this was informed by experiences of some councils in England, our knowledge of the financial situation in councils in Wales, and the general trend of decreasing resources for local government combined with rising demand for some services. We undertook a similar project in 2019-20, before the COVID-19 pandemic.
- 2 Our 2020-21 assessment on councils' financial sustainability was in two phases. Phase 1 was a baseline assessment of the initial impact of COVID-19 on local councils' financial position. Phase 1 drew on: the year-end position for 2019-20; the position at the end of quarter 1 for 2020-21; and projections for quarter 2 for 2020-21. Following Phase 1, in October 2020 we published a national summary report – **Financial Sustainability of Local Government as a result of the COVID-19 Pandemic**¹. We found that councils and the Welsh Government have worked well together to mitigate the impact of the pandemic to date, but the future sustainability of the sector is an ongoing challenge.
- 3 The pandemic has had an immediate and profound effect on public sector finances as a whole and, as a consequence, on councils' financial position. The summary report set a high-level baseline position, including the reserves position of local councils before the pandemic. It also set out the initial financial implications of the pandemic for local councils and the scale of the anticipated challenge going forward.
- 4 This report concludes phase 2 of our financial sustainability assessment work during 2020-21. As part of this we are producing a local report for each of the 22 principal councils in Wales.
- 5 We undertook this assessment during March 2021.

¹ Audit Wales, [Financial Sustainability of Local Government as a Result of the COVID-19 Pandemic](#), October 2020.

Detailed report

The Council's focus is on improving its financial resilience by addressing budgetary pressures in key demand-led service areas

The immediate impact of COVID-19 on the Council's financial sustainability has been mitigated by additional Welsh Government funding

6 This section sets out the impact that COVID-19 has had to date on the Council's financial position and the extent to which this has been mitigated by additional funding from the Welsh Government.

7 We found that:

- the Council estimates that most of its COVID-19 related expenditure and lost income in 2020-21 is covered by Welsh Government funding.
- the Council has estimated that about £0.6 million of additional COVID-19 related expenditure and £0.3 million of income loss during 2020-21 will not be covered by the additional funding from the Welsh Government.
- the Council recognises there will be a continued impact of the pandemic on specific service areas during 2021-22.
- the Council anticipates a fall in council tax collection rates (98.7% in 2021-22) due to the decreasing numbers of furloughed and an increase in newly unemployed residents as a direct result of the pandemic. The Council has budgeted for a reduction of 0.2% in its council tax collection rate for 2021-22, which equates to £0.180 million in cash terms to recognise the anticipated impact.

Exhibit 1: the cost to the Council of COVID-19 in 2020-21²

The table below shows the Council's estimated additional expenditure and lost income in 2020-21 as a result of COVID-19 and how much of this was mitigated by extra funding from the Welsh Government³.

The additional amount the Council estimates it will have spent as a result of COVID-19 over 2020-21.	£14 million
The amount of income the Council estimates it will have lost as a result of COVID-19 over 2020-21.	£4.5 million
The amount of additional funding the Council estimates it will receive from the Welsh Government over 2020-21 to mitigate the impact of COVID-19.	£18.1 million
Additional funding from Welsh Government to cover "savings not achieved" and "digital transformation.	£2.4 million
The cost to the Council of COVID-19 over 2020-21 after extra funding from the Welsh Government is taken into account.	£0.9 million

The Council has a clear, well communicated financial strategy; it is focused on improving its resilience by addressing budgetary pressures in key demand-led service areas

Why strategic financial planning is important

- 8 A clear and robust financial strategy is important to identify the likely level of funding available to a council, as well as the anticipated level of demand for, and cost of, providing services. Given the recent and anticipated funding pressures facing all councils it is also important to identify how it intends to respond to those pressures, and particularly how they will meet projected funding gaps.
- 9 Public services have been significantly impacted by the pandemic and, in this context, mitigating the impact on councils will not only depend on the actions that

² Source: Flintshire County Council self-assessment to Audit Wales. March 2021

³ In July 2021 the Council still has a number of claims not confirmed by the Welsh Government.

they are able to take, but also to a large degree on the amount of resources allocated by governments. We recognise that a key issue for councils in trying to financially plan over the medium term remains uncertainty around both the level of funding they will receive from government, and their own income streams, such as council tax and fees and charges.

10 We found that:

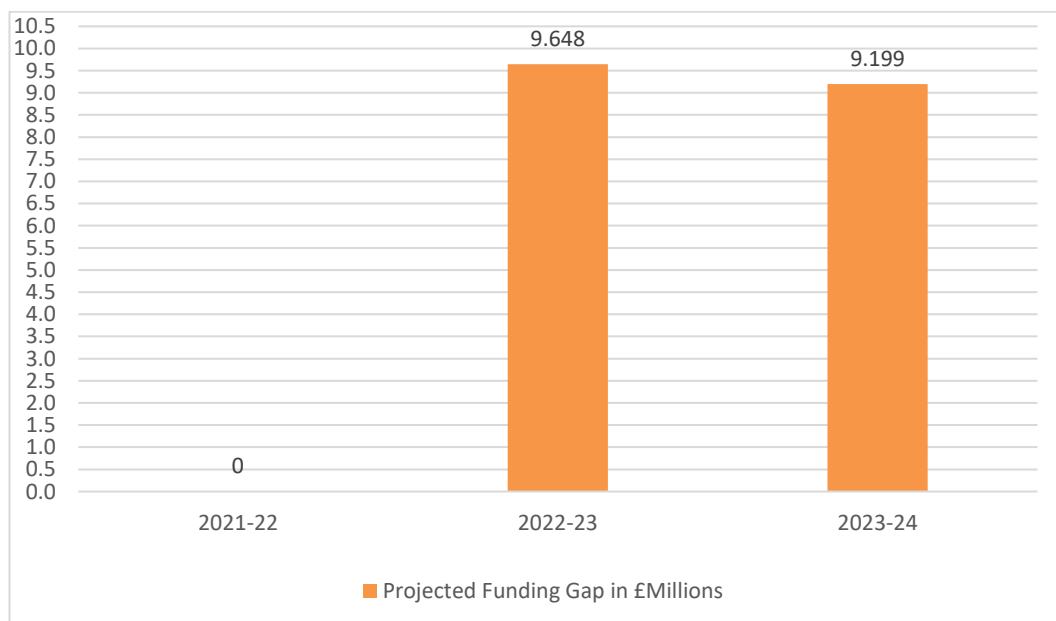
- the Council has a clear and well-articulated medium term financial strategy for the period 2021-2024 but its reliance on lobbying Welsh Government for improved funding in order to set a balanced budget remains a high risk approach. The Council's stated policy remains that it is not prepared to compromise the range, quality, or safety of services to deliver a balanced budget. The Council contends that the options to cut budgets whilst maintaining services at a level acceptable to communities and both safe and compliant with statute are now largely exhausted.
- the Council has not made any major changes to its approach to developing the Medium-Term Financial Strategy (MTFS) in 2021 as it has been focussed on managing the pandemic. The current MTFS clearly set out a funding gap, relative to its 2019-20 net cost of services, of £16.75 million. The combined forecast for the next two years is just under £19 million. The Council recognises that longer-term projections would be useful in helping it to plan further ahead and is in the process of refreshing its MTFS.
- the Council is focused on improving its resilience by addressing budgetary pressures in key demand-led service areas such as education and out of county placements. In the 2021-22 budget the Council plans to make a significant investment in education and schools with a funding increase of 3.6%. To address the cost of out of county placements and improve its service, the Council is planning to develop its own residential care home provision for children and young people over the next three financial years through the delivery of a range of projects. These included new emergency provision to enable an effective response to crisis situations and small group homes to enable children to live within their local community.
- the Council has a good track record of collecting council tax but performance declined from 98.2% in 2018-19 to 97.9% in 2019-20 although it remains in the top quartile for performance in Wales⁴. Council tax income in Flintshire has increased from 23% of net revenue sources in 2010-11 to 31% in 2019-20.

⁴ Source: Statistics for Wales – council tax collection rates in Wales 2019-20

- the Council has undertaken other significant service transformation to improve productivity in several areas by implementing new service delivery models (leisure, libraries and facilities) and has realised some additional income. During the period 2021-24 the Council plans to continue to take a multistrand approach through the following initiatives:
 - further reshaping of services/modernisation programmes;
 - exploring benefits arising from regional/collaboration programmes;
 - making changes to fees, charges and income generation; and
 - considering alternative delivery models.

Exhibit 2: the Council projected funding gap for the years 2021-24

This graph shows the funding gap that the Council has identified for the following years.



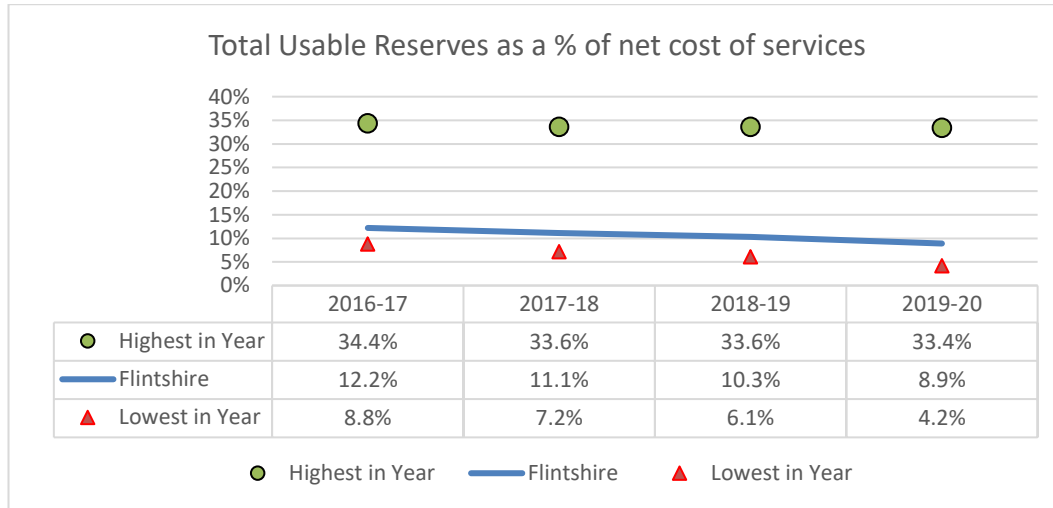
The Council's usable reserves have increased in 2020-21 but in the previous years the use of reserves to help balance the budget has decreased their levels which the Council recognises significantly limit its resilience to service risk

Why sustainable management of reserves is important

- 11 Healthy levels of useable reserves are an important safety net to support financial sustainability. As well as being available to fund unexpected funding pressures, useable reserves can also be an important funding source to support 'invest to save' initiatives designed to reduce the ongoing cost of providing services. Councils that show a pattern of unplanned use of reserves to plug gaps in their revenue budget that result in reductions of reserve balances reduce their resilience to fund unforeseen budget pressures in future years.
- 12 We found that:
- the Council's policy on reserves sets out how the Council manages and reviews its reserves position. Cabinet and Overview and Scrutiny receive information via the regular budget monitoring reports.
 - over the three years 2016-18 to 2018-19 the planned use of £6.5 million of reserves has been used to help set a balanced budget.
 - the Council's useable reserves have increased to around £38.5 million in March 2021 from £24.3 million in March 2020.
 - the Council acknowledges that using reserves in setting a balanced budget will 'significantly limit the Council's resilience to service risk' and its overall sustainability.

Exhibit 3: amount of reserves vs annual budget

This exhibit shows the amount of usable reserves the Council had during 2020-21 and the previous four years as a proportion of the net cost of the services the Council delivers.



	2016-17	2017-18	2018-19	2019-20	2020-21
Net Cost of Services in £ millions ⁵	258.2	258	265.5	273.3	
Total Useable Reserves in £ millions ⁶	31.5	28.6	27.3	24.3	
Total Useable Reserves as a % of net cost of services ⁷	12.2	11.1	10.3	8.9	
Comparison with the other councils of Wales	16	17	16	21	not available

⁵ Value used is the net cost of services charged to the general fund from the Expenditure Funding Analysis, less any Housing Revenue Account cost of services, plus precepts, levies and debt interest. Source: Statement of Accounts

⁶ By usable reserves we mean the total general fund balance, together with earmarked reserves that councils are not legally prevented from redirecting to use for another purpose. Source: Statement of Accounts

⁷ Audit Wales calculation.

The Council has a track record of keeping closely to its planned budgets in most areas

Why accurately forecasting expenditure is important

- 13 It is important that overspending and underspending are kept under control and that actual expenditure is as close to the levels planned as possible. A council that is unable to accurately forecast and plan expenditure runs the risk of creating unforeseen financial pressures that may compromise the ability to set a balanced budget. Significant patterns of underspending may be reducing the ability of a council to deliver its key objectives or meet its statutory responsibilities
- 14 We found that:
- in the two years from 2018-19 to 2019-20, the Council has kept closely to its planned budgets in most areas, delivering 98% of its planned savings in both years.
 - although in December 2020 the Council was anticipating an overall revenue overspend in 2020-21 due to the impact of the pandemic, additional Welsh Government support in the Spring 2021 allowed the Council to keep to its planned budget. The Council does not anticipate an overall overspend in 2020-21 once final payments are received from the Welsh Government.
 - in 2021-22 the Council foresees possible areas of risk for potential overspends due to unknown pay rises, social care pressures, and demand-led services. In 2021-22 a total of £2.363 million budget efficiencies reduction is planned for all services, except schools, and the Council recognise the need for regular specific monitoring and reporting of budget delivery.

Exhibit 4: amount of overspend/underspend relative to total net revenue budget

The following exhibit shows the amount of overspend or underspend for the Council's overall net revenue budget for the last four years and also the year to date as at 4 March 2021.

	2016-17	2017-18	2018-19	2019-20	2020-21
Original Net revenue budget £ millions ⁸	251.99	255.16	264.39	271.35	285.98
Actual Net Revenue Outturn ⁹	249.95	253.05	263.72	270.91	285.06
Amount of overall underspend ¹⁰	2.04	2.11	0.67	0.44	0.92
Percentage difference from net revenue budget	0.81%	0.83%	0.25%	0.16%	0.32%

The Council has a track record of delivering planned savings: however, identifying and delivering savings will be more challenging going forward

Why the ability to identify and deliver savings plans is important

15 The ability to identify areas where specific financial savings can be made, and to subsequently make those savings, is a key aspect of ensuring ongoing financial sustainability against a backdrop of increasing financial pressures. Where savings plans are not delivered this can result in overspends that require the use of limited reserves whilst increasing the level of savings required in future years to compensate for this. Where savings plans are not delivered and service areas are required to make unplanned savings, this increases the risk either of savings not being aligned to the Council's priorities, or of 'short-term' solutions that are not sustainable over the medium term.

We found that:

- the Council has an improving track record in delivering the specific savings it has identified. In 2015-16 the Council reported that it achieved 83% of its planned savings. Over successive years the Council has improved its position, delivering 98.1% of its planned savings in 2019-20.

⁸ Value used is the net cost of services charged to the general fund from the Expenditure Funding Analysis, less any Housing Revenue Account cost of services, plus precepts, levies and debt interest. Source: Statement of Accounts

⁹ By usable reserves we mean the total general fund balance, together with earmarked reserves that councils are not legally prevented from redirecting to use for another purpose. Source: Statement of Accounts

¹⁰ Audit Wales calculation.

- this improvement has been reflected in the performance targets the Council sets itself within its MTFS.

Exhibit 5: savings delivered during 2019-20 to 2020-21 as a percentage of planned savings

The following exhibit sets how much money the Council intended to save from its savings plans during 2018-19 and 2019-20 and how much of this it actually saved as well as estimated figures for 2020-21.

	2018-19	2019-20	2020-21 estimate
Total planned savings in £ millions ¹¹	5.51	6.82	5.21
Planned savings achieved in £ millions ¹²	5.41	6.13	5.36
Planned savings not achieved in £ millions	0.10	0.69	(0.15) above target
Percentage of savings achieved	98%	90.0%	103%

The Council's liquidity ratio has been at the same level for the last three years

Why the Council's liquidity position is important

- 16 Why gauging current assets to current liabilities (liquidity) is important:
- an indicator of how a council manages its short-term finances.
 - while it is commonly used to examine whether organisations are able to pay their debts in the short term, this is unlikely to be a risk for councils given their ability to take short-term borrowing. It does also, however, act as an indicator of how a council manages its short-term finances.
 - councils with low liquidity ratios should ensure they have arrangements in place to meet their liabilities.

¹¹ Value used is the net cost of services charged to the general fund from the Expenditure Funding Analysis, less any Housing Revenue Account cost of services, plus precepts, levies and debt interest. Source: Statement of Accounts

¹² By usable reserves we mean the total general fund balance, together with earmarked reserves that councils are not legally prevented from redirecting to use for another purpose. Source: Statement of Accounts

- there may be additional costs for councils that rely on short-term borrowing to pay debts.
- councils with very high liquidity ratios should consider whether they are managing their current assets in the most effective way.

17 We found that:

- the Council has maintained the same liquidity ratio over the last three years.
- the Council has a Treasury management strategy in place that sets out arrangements to meet liabilities. The strategy is reviewed annually and is subject to scrutiny by the Audit Committee.

Exhibit 6: working capital ratio 2015-16 to 2019-20

	2015-16	2016-17	2017-18	2018-19	2019-20	2020-21 estimate
Current Assets ¹³	65	52.5	78.8	76.3	86	N/A
Current Liabilities ¹⁴	36.8	51.9	94.1	91.6	104.3	N/A
Working Capital Ratio	1.8	1.0	0.8	0.8	0.8	N/A

¹³ Current Assets, includes: Short Term Investments; Assets held for sale; Inventories; Short Term Debtors; and Cash and equivalent

¹⁴ Current Liabilities, includes Short Term Borrowing; Short Term Creditors; and Provisions due in one year.



Audit Wales
24 Cathedral Road
Cardiff CF11 9LJ

Tel: 029 2032 0500

Fax: 029 2032 0600

Textphone: 029 2032 0660

E-mail: info@audit.wales

Website: www.audit.wales

We welcome correspondence and telephone calls in Welsh and English.
Rydym yn croesawu gohebiaeth a galwadau ffôn yn Gymraeg a Saesneg.

Eitem ar gyfer y Rhaglen 7



CABINET

Date of Meeting	Tuesday, 21 September 2021
Report Subject	Revenue Budget Monitoring 2021/22 (Month 4)
Cabinet Member	Cabinet Member for Finance, Social Value and Procurement
Report Author	Corporate Finance Manager
Type of Report	Operational

EXECUTIVE SUMMARY

An interim budget monitoring report was presented to Cabinet in July. Based on high level assumptions the potential variations to budget identified by Portfolios equated to a minimum net additional expenditure requirement of £1m.

This is the first detailed update and takes into account grant funding being claimed through the Welsh Government Hardship Fund.

The projected year end position, without new actions to reduce cost pressures and/or improve the financial return on efficiency planning and cost control is:

Council Fund

- An operating deficit of £0.739m (excluding the impact of the pay award which will be met by reserves)
- A projected contingency reserve balance as at 31st March, 2022 of £5.057m

Housing Revenue Account

- Net in-year revenue expenditure forecast to be £0.495m higher than budget
- A projected closing balance as at 31st March, 2022 of £3.978m

To assist with managing risks and mitigating the overall projected overspend, the review of non-essential spend and a vacancy management process continues.

RECOMMENDATIONS

1	To note the report and the estimated financial impact on the 2021/22 budget.
---	--

REPORT DETAILS

1.00	EXPLAINING THE REVENUE BUDGET MONITORING 2021/22																																								
1.01	<p>Council Fund Projected Position</p> <p>An interim budget monitoring report was presented to Cabinet in July. Based on high level assumptions the potential variations to budget identified by Portfolios equated to a minimum net additional expenditure requirement of £1m. This is the first detailed update and takes into account grant funding being claimed through the Welsh Government Hardship Fund.</p> <p>The projected year end position, without mitigation to reduce cost pressures and improve the yield on efficiency planning, is as follows:</p> <ul style="list-style-type: none"> • An operating deficit of £0.739m (excluding the impact of the pay award which will be met by reserves) • A projected contingency reserve available balance as at 31 March 2022 of £5.057m. <p>To assist with managing risks and mitigating the overall projected overspend, the review of non-essential spend and a vacancy management process continues.</p> <p>Our ability to mitigate financial risks arising from the pandemic largely depends on the continuation of funds for hardship and income loss by Welsh Government which is now confirmed to March, 2022.</p>																																								
1.02	<p>Table 1. Projected Position by Portfolio</p> <p>The table below shows the projected position by Portfolio:</p> <table border="1" data-bbox="320 1406 1331 2103"> <thead> <tr> <th data-bbox="320 1406 772 1599">Portfolio/Service Area</th> <th data-bbox="772 1406 963 1599">Approved Budget £m</th> <th data-bbox="963 1406 1155 1599">Projected Outturn £m</th> <th data-bbox="1155 1406 1331 1599">In-Year Over / (Under) spend £m</th> </tr> </thead> <tbody> <tr> <td data-bbox="320 1599 772 1659">Social Services</td> <td data-bbox="772 1599 963 1659">70.587</td> <td data-bbox="963 1599 1155 1659">71.375</td> <td data-bbox="1155 1599 1331 1659">0.788</td> </tr> <tr> <td data-bbox="320 1659 772 1720">Out of County Placements</td> <td data-bbox="772 1659 963 1720">12.921</td> <td data-bbox="963 1659 1155 1720">13.818</td> <td data-bbox="1155 1659 1331 1720">0.897</td> </tr> <tr> <td data-bbox="320 1720 772 1780">Education & Youth</td> <td data-bbox="772 1720 963 1780">9.030</td> <td data-bbox="963 1720 1155 1780">8.692</td> <td data-bbox="1155 1720 1331 1780">(0.338)</td> </tr> <tr> <td data-bbox="320 1780 772 1841">Schools</td> <td data-bbox="772 1780 963 1841">101.937</td> <td data-bbox="963 1780 1155 1841">101.937</td> <td data-bbox="1155 1780 1331 1841">0.000</td> </tr> <tr> <td data-bbox="320 1841 772 1901">Streetscene & Transportation</td> <td data-bbox="772 1841 963 1901">31.466</td> <td data-bbox="963 1841 1155 1901">32.022</td> <td data-bbox="1155 1841 1331 1901">0.556</td> </tr> <tr> <td data-bbox="320 1901 772 1962">Planning Env & Economy</td> <td data-bbox="772 1901 963 1962">6.160</td> <td data-bbox="963 1901 1155 1962">6.106</td> <td data-bbox="1155 1901 1331 1962">(0.054)</td> </tr> <tr> <td data-bbox="320 1962 772 2022">People & Resources</td> <td data-bbox="772 1962 963 2022">4.631</td> <td data-bbox="963 1962 1155 2022">4.537</td> <td data-bbox="1155 1962 1331 2022">(0.094)</td> </tr> <tr> <td data-bbox="320 2022 772 2083">Governance</td> <td data-bbox="772 2022 963 2083">10.196</td> <td data-bbox="963 2022 1155 2083">9.659</td> <td data-bbox="1155 2022 1331 2083">(0.537)</td> </tr> <tr> <td data-bbox="320 2083 772 2103">Strategic Programmes</td> <td data-bbox="772 2083 963 2103">4.648</td> <td data-bbox="963 2083 1155 2103">4.658</td> <td data-bbox="1155 2083 1331 2103">0.010</td> </tr> </tbody> </table>	Portfolio/Service Area	Approved Budget £m	Projected Outturn £m	In-Year Over / (Under) spend £m	Social Services	70.587	71.375	0.788	Out of County Placements	12.921	13.818	0.897	Education & Youth	9.030	8.692	(0.338)	Schools	101.937	101.937	0.000	Streetscene & Transportation	31.466	32.022	0.556	Planning Env & Economy	6.160	6.106	(0.054)	People & Resources	4.631	4.537	(0.094)	Governance	10.196	9.659	(0.537)	Strategic Programmes	4.648	4.658	0.010
Portfolio/Service Area	Approved Budget £m	Projected Outturn £m	In-Year Over / (Under) spend £m																																						
Social Services	70.587	71.375	0.788																																						
Out of County Placements	12.921	13.818	0.897																																						
Education & Youth	9.030	8.692	(0.338)																																						
Schools	101.937	101.937	0.000																																						
Streetscene & Transportation	31.466	32.022	0.556																																						
Planning Env & Economy	6.160	6.106	(0.054)																																						
People & Resources	4.631	4.537	(0.094)																																						
Governance	10.196	9.659	(0.537)																																						
Strategic Programmes	4.648	4.658	0.010																																						

	Housing & Assets	17.172	17.001	(0.171)
	Chief Executive	2.417	2.287	(0.130)
	Central & Corporate Finance	26.292	26.104	(0.188)
	Total	297.457	298.196	0.739
1.03	The reasons for the projected variances are summarised within Appendix 1 and shows the detail of all variances over £0.050m and a summary of minor variances for each Portfolio.			
	Significant Variances to highlight this month			
1.04	Social Services £0.788m			
	The net projected overspend is as a result of a number of factors :			
	<ul style="list-style-type: none"> <u>Adult Social Care - Older People (£0.231m)</u> In house care provision is projected to underspend by £0.312m, day centres currently remain closed with service provision projected to resume January, 2022, Integrated Care Fund (ICF) slippage and Winter Pressures funding are anticipated to occur this year and are projected to fund a proportion of Residential Care. Extra Care is underspent due to reduced levels of demand <u>Adult Social Care - Adults of Working Age £0.292m</u> A projected overspend on the cost of social care for people within the Mental Health Service including nursing, residential, domiciliary care and direct payments. This is mitigated by reduced care package costs for young people transferring into Adult Social Services and a saving in staffing costs resulting from a number of staff have been seconded to other Services <u>Children's Services £1.008m</u> Legal costs are anticipated to overspend due to the number of cases on-going and the requirement to engage external legal professionals. Foster placements are increasing in demand and payments to foster carers, foster agencies and special guardianship payments have all contributed to an overspend position. The overspend is further acerbated by an increase in staffing costs ensuring that adequate levels of child protection are maintained. This is mitigated by the flexible use of grant funding from Welsh Government resulting in some saving in the base budget allocation, together with a projected in-year underspend within Residential Placements associated with the opening of a registered Children's Home within the County. <u>Safeguarding and Commissioning £0.023m</u> There has been a requirement to appoint an additional Independent Reviewing Officer on a temporary fixed term basis to mitigate current service risks and pressures 			

	<p>The Portfolio overspend as a whole is mitigated due to the Welsh Government Hardship Fund supporting in-house residential, supported living, homecare and extra care services. The majority of this funding relates to staff costs (£0.300m) which are reported within their respective service areas.</p>
1.05	<p>Education and Youth (£0.338m)</p> <p><u>Inclusion and Progression</u></p> <ul style="list-style-type: none"> In-year efficiencies have been identified in the Minority Ethnic Achievement Grant (MEAG) and Educational Psychology Services. The MEAG service has received in excess of (£0.200m) grant funding for 2021/22 which is being utilised to recruit temporary fixed term posts resulting in an underspend within the core budget allocation. The Educational Psychology Service have recruited to 3 posts for part year costs only of (£0.072m). <p><u>Integrated Youth Provision</u></p> <ul style="list-style-type: none"> Savings on building cleaning expenditure at Youth Centres closed due to the pandemic contribute a further (£0.058m) of savings. <p><u>School Improvement Systems</u></p> <ul style="list-style-type: none"> An underspend in Early Entitlement following the maximisation of grant funding and the release of core budget also contributes (£0.149m) for the Portfolio.
1.06	<p>Streetscene & Transportation £0.556m</p> <p><u>Highways Network</u></p> <ul style="list-style-type: none"> Flooding and additional drainage costs totalling £0.050m within Highways Network. <p><u>Transportation</u></p> <ul style="list-style-type: none"> Additional bus re-procurement and park and ride costs of £0.200m, two additional school days costing £0.049m, offset by (£0.144m) in underspends on local bus services due to not all services returning fully due to the pandemic. <p><u>Regulatory Services</u></p> <ul style="list-style-type: none"> Car Parking income shortfalls of £0.100m through non-charging up to 30th September and based on WG Income Loss funding criteria. <p><u>Impact of COVID-19</u></p> <ul style="list-style-type: none"> Additional costs as a result of COVID-19 total £0.320m and these do not currently meet the criteria of Hardship Funding. Additional cleaning/maintenance costs at Alltami Depot £0.050m, additional Waste receptacles £0.090m, hired plant maintenance and repairs £0.090m plus contractors and traffic management costs of £0.090m. The eligibility of these costs will continue to be discussed and challenged with WG.
1.08	<p>Housing & Assets (£0.171m)</p>

	<p><u>Industrial Units</u></p> <ul style="list-style-type: none"> This relates to unbudgeted additional income received as result of a new power generation lease (£0.230m) <p><u>Caretaking & Security</u></p> <ul style="list-style-type: none"> Salary savings from vacant posts totalling (£0.063m). <p><u>Benefits</u></p> <ul style="list-style-type: none"> Increase in the bad debt provision in respect of overpayments within Benefits totalling £0.099m. <p>Minor variances across the Portfolio account for the remainder of £0.023m.</p>
1.09	<p>Governance (£0.537m)</p> <p><u>Revenues</u></p> <ul style="list-style-type: none"> Potential projected surplus on the Council Tax Collection Fund (£0.193m) together with the balance brought forward from Welsh Government COVID Admin Grants (£0.080m) <p><u>Customer Services</u></p> <ul style="list-style-type: none"> Higher than anticipated fee income levels resulting from the resumption of Ceremonies following the relaxation of the majority of COVID restrictions (£0.065m) <p><u>Democratic Services</u></p> <ul style="list-style-type: none"> Reduced take up of Members Allowances and efficiencies on travelling expenses due to remote meetings (£0.097m) <p><u>ICT</u></p> <ul style="list-style-type: none"> Reduced expenditure on Records Management costs and minor variances across the service (£0.050m) <p>The remaining underspend is as a result of minor variances and commitment challenge across the Portfolio (£0.059m)</p>
1.10	<p>Central & Corporate Finance (£0.188m)</p> <p>There was a significant underspend on the pension contribution account in 2020/21 with (£0.300m) contributing towards the 2021/22 budget. Based on the contributions to date a positive variance of around (£0.290m) is projected at this stage of the current year. This is mitigated by the shortfall in historic workforce efficiencies together with the forfeiture of staff car parking permit income.</p>
1.11	<p>Tracking of In-Year Risks and Emerging Issues</p> <p>Members were made aware when setting the budget that there were a number of open risks that would need to be kept under close review. An update on these is provided below.</p>
1.12	<p>Council Tax Income</p>

	<p>Council Tax collection figures in quarter 1 for 2021/22 are 29.39%, this is compared to 28.50% for the same period in 2020/21 - an increase of 0.89% or £0.900m in cash terms.</p> <p>This current position is showing significant signs of improvement, and the quarter 1 outturn in 2021/22 is only 0.2% off pre-pandemic collection rates in 2019/20. All recovery processes have now been resumed to maximise income whilst still providing support to residents in need. This performance data will continue to be closely monitored and tracked on a monthly basis to ensure collections continue to improve.</p>
1.13	<p>Pay Award (Teacher and Non Teacher)</p> <p>Based on the UK Government position on public sector pay no general provision was included in the 2021/22 budget other than funding to reflect the intention to provide for those staff earning less than £0.024m.</p> <p><u>NJC (Green Book)</u> National negotiations are ongoing and the initial offer by Employers of a 1.5% uplift would add a minimum further £0.160m to the pay bill for schools and £0.799m for non-schools. In the absence of any further funding being made available this will need to be met from the Contingency Reserve and built into the base budget from 2022/23. This offer has recently been increased to 1.75% which will further increase the impact on reserves.</p> <p><u>Teachers</u> National negotiations are ongoing although based on a 1.75% uplift this would add a minimum further £0.736m to the pay bill for schools in 2021/22, with the full year impact in 2022/23 being £1.282m. Representations will continue to be made for further funding to meet these additional costs, although if unsuccessful it is likely that the Council and schools will need to cost share the burden.</p>
1.14	<p>Council Tax Reduction Scheme</p> <p>Council Tax Reduction Scheme (CTRS) – Based on current demand, costs are currently projected to be within budget although there is potential for a surge in demand from October when the UK Government furlough scheme ends.</p> <p>No additional funding is currently anticipated from Welsh Government in 2021/22 although this is expected to be subject to review in the event of significant pressures emerging across Wales in the second half of the year.</p>
1.15	<p>Social Care Recovery Funding</p> <p>Further details are awaited from Welsh Government on potential funding that may become available under the Social Care Recovery Fund. The purpose of the grant will be to support appropriate recovery of social care services in local authority areas across Wales. It is anticipated that this funding can be assigned to existing cost pressures within the Portfolio</p>

	<p>which will have a positive impact on the outturn – updates will be provided in future reports.</p>
1.16	<p>Other Tracked Risks</p> <p>In addition, there are a number of risks being tracked that may be subject to change and these are summarised below:</p>
1.17	<p>MTFS Impact</p> <p>Cabinet considered the latest projection for the MTFS in July which showed a budget gap of £16.750m, with individual scrutiny meetings scheduled to take place during September and October. Further work is ongoing with close alignment to the revenue budget monitoring throughout the year to consider any emerging issues.</p> <p>Any efficiencies not achievable during 2021/22 will need to be included as a further pressure together with the impact on any grant funding that does not continue into 2022/23.</p> <p>All Portfolios consider their financial position, the risks within their service and the impacts on the Medium Term on a monthly basis as part of their Portfolio Management Team meetings.</p>
1.18	<p>Out of County Placements</p> <p>There continues to be significant pressure on this volatile budget arising from the full year impacts of new placements made during 2020/21, including several new high cost placements which were agreed in March after the budget for 2021/22 had been set. At present, the projected overspend for the current cohort of placements is £0.897m. With 8 months of the year remaining and the high potential for further new placements to emerge, it is anticipated that the final overspend may be significantly in excess of £1m.</p>
1.19	<p>Homelessness</p> <p>There is a risk that demands on the service will continue to increase with the impacts of removal of restrictions on landlords to seek repossessions. In addition, the economic impacts on residents in the rented sector and owner occupiers following the end of the furlough scheme at the end of September continue to cause concern.</p> <p>There is additional support in place with strategic use of the increased Housing Support Grant funding, but this may still not be sufficient.</p>
1.20	<p>Achievement of Planned In-Year Efficiencies</p> <p>The 2021/22 budget contains £2.363m of specific efficiencies which are tracked and monitored throughout the year. In 2020/21 the level of efficiency achievement was 100% which was an improvement on the 90% achieved during the previous year. The Council aims to achieve a 95% rate in 2021/22 as reflected in the MTFS KPIs.</p>

	<p>The current assessment of the efficiencies to be achieved in 2021/22 shows that all of the efficiencies will be achieved. The risk remains that any under-achievement of efficiencies will have a negative impact on the 2021/22 budget. Further details on the current status on efficiencies can be seen in Appendix 2 with the overall impact in relation to any impact for 2021/22 being reviewed as part of the ongoing work on the MTFs.</p>
1.21	<p>Unearmarked Reserves</p> <p>The final level of Council Fund Contingency Reserve brought forward into 2021/22 was £5.973m as detailed in the 2020/21 outturn report. However, this increased to £6.444m when taking account of the budgeted contribution to Reserves in the 2021/22 budget. This is the amount available for general purposes following the set-aside of £3.0m for a COVID-19 Emergency Funding. There will be a requirement to meet any unfunded impacts of the pay awards from the Contingency Reserve as detailed in para 1.13 following the outcome of the national pay award negotiations.</p> <p>Taking into account the projected in-year position and previously agreed allocations the amount remaining within the Contingency Reserve is £5.057m. (Appendix 3)</p>
1.22	<p>Earmarked Reserves</p> <p>A summary of earmarked reserves as at 1 April 2021 and an estimate of projected balances as at the end of the financial year will be included in the month 5 report.</p>
1.23	<p>Housing Revenue Account</p> <p>The 2020/21 Outturn Report to Cabinet on 13 July 2021 showed an un-earmarked closing balance at the end of 2020/21 of £5.039m and a closing balance of earmarked reserves of £1.869m.</p>
1.24	<p>The 2021/22 budget for the HRA is £37.825m which includes a movement of £0.566m to reserves.</p>
1.25	<p>The monitoring for the HRA is projecting in year expenditure to be £0.495m higher than budget and a closing un-earmarked balance as at 31 March 2022 of £3.978m, which at 10.5% of total expenditure satisfies the prudent approach of ensuring a minimum level of 3%. Appendix 4 attached refers.</p>
1.26	<p>The budget contribution towards capital expenditure (CERA) is £13.442m.</p>

2.00	RESOURCE IMPLICATIONS
2.01	As set out within the report.

3.00	IMPACT ASSESSMENT AND RISK MANAGEMENT
3.01	The Revenue Budget Monitoring Report reflects the three categories of risks covered in the main section of the report. These are in-year risks and emerging issues, achievement of planned in-year efficiencies and other tracked risks. These risks are included from paragraph 1.04 to 1.17.

4.00	CONSULTATIONS REQUIRED/CARRIED OUT
4.01	None specific.

5.00	APPENDICES
5.01	Appendix 1: Council Fund – Budget Variances Appendix 2: Council Fund – Programme of Efficiencies Appendix 3: Council Fund – Movement on Un-earmarked Reserves Appendix 4: Housing Revenue Account Variances

6.00	LIST OF ACCESSIBLE BACKGROUND DOCUMENTS
6.01	Various budget records.

7.00	CONTACT OFFICER DETAILS
7.01	Contact Officer: Dave Ledsham Strategic Finance Manager Telephone: 01352 704503 E-mail: dave.ledsham@flintshire.gov.uk

8.00	GLOSSARY OF TERMS
8.01	<p>Budget: a statement expressing the Council’s policies and service levels in financial terms for a particular financial year. In its broadest sense it includes both the revenue budget and capital programme and any authorised amendments to them.</p> <p>Council Fund: the fund to which all the Council’s revenue expenditure is charged.</p> <p>Financial Year: the period of twelve months commencing on 1 April.</p> <p>Housing Revenue Account: the Housing Revenue Account (HRA) is a local authority account showing current income and expenditure on housing services related to its own housing stock. The account is separate from the Council Fund and trading accounts and is funded primarily from rents and government subsidy.</p>

Intermediate Care Fund: Funding provided by Welsh Government to encourage integrated working between local authorities, health and housing.

Projected Outturn: projection of the expenditure to the end of the financial year, made on the basis of actual expenditure incurred to date.

Reserves: these are balances in hand that have accumulated over previous years and are held for defined (earmarked reserves) and general (general reserves) purposes. Councils are required to regularly review the level and purpose of their reserves and to take account of the advice of the Chief Finance Officer.

Revenue: a term used to describe the day-to-day costs of running Council services and income deriving from those services. It also includes charges for the repayment of debt, including interest, and may include direct financing of capital expenditure.

Variance: difference between latest budget and actual income or expenditure. Can be to date if reflecting the current or most up to date position or projected, for example projected to the end of the month or financial year.

Virement: the transfer of budget provision from one budget head to another. Virement decisions apply to both revenue and capital expenditure heads, and between expenditure and income, and may include transfers from contingency provisions. Virements may not however be approved between capital and revenue budget heads.

Budget Monitoring Report
Council Fund Variances

MONTH 4 - SUMMARY

Service	Approved Budget (£m)	Projected Outturn (£m)	Annual Variance (£m)	Impact of Covid-19 (£m)	Cause of Major Variances greater than £0.050m	Action Required
Social Services						
Adult Social Care - Older People						
Localities	19.211	19.179	-0.032		The net cost of residential care is reporting an overspend of £0.043m. This includes the cost of residential care placements net of the income received for this service, such as property charges and contributions from health. Day care is £0.023m under budget and will not resume until safe to do so, this is currently assumed to be at the beginning of January 2022. Domiciliary and Direct Payments are reporting a combined overspend of £0.059m, this service is under considerable demand pressures.	
Resources & Regulated Services	8.627	8.450	-0.177		The Councils in-house care provision is projected to underspend by £0.312m. Day care is underspent by £0.013m, day centres are closed and will only be opened once it is safe to do so. The day centre staff are being deployed to residential care to assist in delivering the service, however the staff costs are still recorded against the day care budget. Homecare is £0.130m overspent and there is increasing demand for this service. Residential care is expected to underspend by £0.237m although there is an assumption that ICF slippage and Winter Pressure funding will occur this year and contributions from these are included within the financial projections. Extra care is underspent by £0.056m due to the level of demand.	
Minor Variances	1.263	1.240	-0.022			
Adult Social Care - Adults of Working Age						
Children to Adult Transition Services	0.503	0.450	-0.054		The underspend is due to the current costs of care packages for young people transferring into Adult Social Services, net of any contributions from Welsh Government and health.	
Professional and Administrative Support	0.329	0.269	-0.060		Not all staff are currently paid at top of grade and there are also some staff who have been seconded from this service.	
Residential Placements	1.791	2.195	0.404		The overspend is the cost of social care for people within the Mental Health service. These costs include nursing and residential care, domiciliary care and Direct Payments.	

Tudalen 107

Budget Monitoring Report
Council Fund Variances

MONTH 4 - SUMMARY

Service	Approved Budget (£m)	Projected Outturn (£m)	Annual Variance (£m)	Impact of Covid-19 (£m)	Cause of Major Variances greater than £0.050m	Action Required
Minor Variances	30.474	30.476	0.001			
Children's Services						
Family Placement	2.700	2.853	0.153		The overspend is due to service demand from the number of foster placements. In some instances these avoid having to make expensive Out of County placements. The main pressures are payments to foster carers, foster agencies and special guardianship payments.	
Grants	0.268	0.213	-0.055		There is an assumption that the Welsh Government will allow for a flexible approach in the use of grants as occurred in 2020/21 which would result in some costs within this service to be grant funded.	
Family Support	0.368	0.422	0.054		Increased number of support worker hours are required due to current demand.	
Legal & Third Party	0.210	0.581	0.371		Legal costs are overspent due to the number of cases going through the courts and use of some external legal professionals. Direct Payments have also increased in demand.	
Residential Placements	0.599	0.449	-0.150		This is an in-year underspend associated with the opening of a registered Childrens Home within Flintshire, in-year grant funding from the Young People and Childrens Services Transformation Fund is being used to offset start up costs.	
Professional Support	5.387	5.963	0.576		To support adequate levels of child protection, the established staffing structure needs to be at a sufficient level to meet mandatory safeguarding standards. Vacancies are therefore minimised and additional temporary posts are sometimes required. There are £0.110m agency adoption costs included within the projected spend, these costs are normally avoided as adoptions are made through the North Wales Adoption Agency, however due to a drop in the number of available adopters alternative agencies are required.	
Minor Variances	0.425	0.484	0.059			
Safeguarding & Commissioning						
Safeguarding Unit	0.953	1.014	0.061		There has been a requirement to appoint an additional Independent Reviewing Officer on a temporary fixed term basis to mitigate current service risks and pressures.	

Budget Monitoring Report
Council Fund Variances

MONTH 4 - SUMMARY

Service	Approved Budget (£m)	Projected Outturn (£m)	Annual Variance (£m)	Impact of Covid-19 (£m)	Cause of Major Variances greater than £0.050m	Action Required
Impact of Covid-19	0.000	-0.300	-0.300	-0.300	Welsh Government is providing financial assistance through the hardship funding for the Councils in-house residential, supported living, homecare and extra care services. Most additional costs incurred due to Covid are staff costs which are reported within their respective service areas.	
Minor Variances	-2.523	-2.561	-0.038			
Total Social Services (excl Out of County)	70.587	71.375	0.788	-0.300		
Out of County						
Children's Services	8.417	9.338	0.921		The pressure reflects the current cohort of placements - a significant number of new placements were made in the second half of 2020/21 resulting in full year impacts in 2021/22 -	
Education & Youth	4.504	4.480	-0.024		The current projected underspend on this element of the pooled budget reflects the current cohort of placements however this may reduce if further new placements are made in the remainder of the year	
Total Out of County	12.921	13.818	0.897	0.000		
Education & Youth						
Inclusion & Progression	4.462	4.390	-0.072		In year efficiencies have been identified in the MEAG (Minority Ethnic Achievement Grant) service £0.040m and Educational Psychologists service £0.020m. The MEAG service received £0.200m more in grant funding for 21-22. This funding has been used to recruit temporary posts, resulting in core budget being underspent. The Educational Psychologists service have recruited 3 Assistant EPs. The in year saving has arisen due to posts not being a full year cost.	
Integrated Youth Provision	1.018	0.959	-0.059		Due to savings on building cleaning at Youth Centres closed due to the COVID-19 pandemic	

Budget Monitoring Report
Council Fund Variances

MONTH 4 - SUMMARY

Service	Approved Budget (£m)	Projected Outturn (£m)	Annual Variance (£m)	Impact of Covid-19 (£m)	Cause of Major Variances greater than £0.050m	Action Required
School Improvement Systems	1.823	1.669	-0.155		The underspend in Early Entitlement includes the maximisation of the Early Years Pupil Deprivation Grant (EYPDG) by allocating existing staff against the grant - £18,500. An efficiency of £0.100m has been identified in relation to WG top-up funding for non-maintained settings, releasing core budget of £0.095m and resources mitigated by utilising EYPDG £0.005m. £0.050m contingency remains within the budget to cover any increased Spring Term 22 costs.	
Minor Variances	1.727	1.674	-0.052			
Total Education & Youth	9.030	8.692	-0.338	0.000		
Schools	101.937	101.937	-0.000			
Streetscene & Transportation						
Service Delivery	8.696	8.654	-0.042		The service has a recurring revenue pressure of £0.050m security costs following vandalism at the Household Recycling Centres from prior years. Street-lighting is also incurring a £0.120m pressure on the Community Council Income Budget target. This has been largely offset by Workforce Agency costs in excess of £0.200m which have been recovered through Covid Claims.	
Highways Network	7.847	7.911	0.064		Additional overspend of £0.050m in staff costs related to flooding and drainage costs.	
Transportation	9.750	9.879	0.129		Local Bus transport incurred a revenue pressure of: £0.100m in Service 5 local Bus re-procurement and £0.100m implementation of the Deeside shuttle bus Park and Ride. Also additional costs of £0.049m due to increased number of 7 school days opposed to budgeted 5 school days. The total additional costs have been partially offset by projected underspend of (£0.144m) in local bus services contributed by the global pandemic as not all services have returned. However this underspend could significantly reduce once the service recovers from the pandemic.	
Regulatory Services	5.173	5.258	0.085		Car parking income currently reflects the projected loss of £0.100m, in line with the WG Income Loss funding eligibility criteria.	

Tudalen 110

Budget Monitoring Report
Council Fund Variances

MONTH 4 - SUMMARY

Service	Approved Budget (£m)	Projected Outturn (£m)	Annual Variance (£m)	Impact of Covid-19 (£m)	Cause of Major Variances greater than £0.050m	Action Required
Impact of Covid-19	0.000	0.320	0.320	0.320	Service Delivery has a recurring revenue pressure of £0.050m for additional cleaning/maintenance costs in Alltami depot as a result of the Pandemic. Waste operations are showing additional costs of £0.090m in receptacles due to higher demand in waste collections as an effect of people working form home. This service area is also experiencing additional revenue pressure of £0.090m in Hired Plant maintenance and repairs. Additional costs of £0.090m incurred in Contractors spend and Traffic Management. The service was unable to provide required training and recruitment delays during the Covid-19 Pandemic.	The eligibility of these costs will continue to be discussed and challenged with WG.
Total Streetscene & Transportation	31.466	32.022	0.556	0.320		
Planning, Environment & Economy						
Community	0.883	0.978	0.095		Overspend is as a result of fee income shortfalls in both Licensing and Pest Control.	This may improve following the second quarter of the year as the Welsh Government COVID Fee Income Loss grant panel will assess delayed income and may address the shortfall.
Management & Strategy	1.311	1.188	-0.123		Vacant posts across the service	
Minor Variances	3.966	3.939	-0.027			
Total Planning & Environment	6.160	6.106	-0.055	-0.000		
People & Resources						
HR & OD	2.465	2.455	-0.009			
Corporate Finance	2.166	2.082	-0.084			
Total People & Resources	4.631	4.537	-0.093	0.000		
Governance						
Democratic Services	2.121	2.028	-0.092	0.001	The underspend in the main follows the reduced take up of Members Allowances and savings from travelling expenses due to remote meetings, together with commitment challenge across the service	
ICT	4.445	4.395	-0.050	0.019	Reduced expenditure on Records Management and minor variances across the service. Revised contribution to Denbighshire CC for Procurement Contract	

Budget Monitoring Report
Council Fund Variances

MONTH 4 - SUMMARY

Service	Approved Budget (£m)	Projected Outturn (£m)	Annual Variance (£m)	Impact of Covid-19 (£m)	Cause of Major Variances greater than £0.050m	Action Required
Customer Services	0.998	0.935	-0.063		Favourable variance is due to higher than anticipated fee income levels resulting from the resumption of Ceremonies following the relaxation of the majority of COVID restrictions.	
Revenues	0.476	0.200	-0.275		Favourable variance as a result of the potential projected surplus on the Council Tax Collection Fund (£0.193m), Welsh Government Lockdown Grant Admin grant and minor variances across the service	
Minor Variances	2.157	2.100	-0.057			
Total Governance	10.196	9.659	-0.538	0.020		
Strategic Programmes						
ADM's & CAT's	4.648	4.657	0.010			
Total Strategic Programmes	4.648	4.658	0.010	0.000		
Housing & Assets						
Caretaking & Security	0.262	0.199	-0.063		Projected underspend is due to salary savings on vacant posts	
Industrial Units	-1.237	-1.467	-0.230		Additional unbudgeted income from new power generation lease	
Benefits	12.850	12.949	0.099		Pressures arising from bad debt provision increase in respect of overpayments - there is a potential however for an improvement in the overall position for the service if WG confirm ongoing support from COVID-19 Hardship Fund for additional staffing costs beyond September	
Minor Variances	5.296	5.320	0.024			
Total Housing & Assets	17.172	17.001	-0.171	0.000		
Chief Executive's	2.417	2.287	-0.130		Vacant Posts across the Service	
Central & Corporate Finance	26.292	26.104	-0.188		Over recovery of planned pension contributions recoupment against actuarial projections based on the level of contributions received during the year. Final outturn on Matrix rebates, and inflation pressures anticipated but not required	
Grand Total	297.457	298.195	0.738	0.040		

2021/22 Efficiencies Outturn Tracker - M4

Efficiency Description	Accountable Officer	Efficiency Target	Projected Efficiency	(Under)/Over Achievement	Efficiency Open/Closed (O/C)	Confidence in Achievement of Efficiency - Based on (see below) R = High Assumption A = Medium Assumption G = Figures Confirmed	Reason for variation	Mitigating Action if Amber or Red
		2021/22 £m	2021/22 £m	2021/22 £m				
Portfolio								
Corporate								
Employer Pension Contributions	Reduced requirement due to recovery	Rachel Parry Jones	0.300	0.300	0.000	C	G	
Workforce - Vacant Post	Reduction of Post	Rachel Parry Jones	0.030	0.030	0.000	C	G	
Remote Working Impacts	Reduced Operating Costs	Rachel Parry Jones	0.070	0.070	0.000	C	G	
Remote Working Impacts	Reduced Travel	All	0.200	0.200	0.000	C	G	
Price Inflation	Removal of Price Inflation	Rachel Parry Jones	0.113	0.113	0.000	C	G	
Total Corporate Services			0.713	0.713	0.000			
Housing & Assets								
Property Savings (inc Demolition of Phases 3&4; utility savings)		Neal Cockerton	0.450	0.450	0.000	C	G	
NDR Inflationary Savings		Neal Cockerton	0.120	0.120	0.000	C	G	
Climate Change Levy		Neal Cockerton	0.295	0.295	0.000	C	G	
Total Housing & Assets			0.865	0.865	0.000			
Social Services								
Vacancy Management Saving	Appropriate Vacancy Management	Neil Ayling	0.030	0.030	0.000	O	G	
Strategic Use of Grant Funding	Core Funding Replacement Solution	Neil Ayling	0.060	0.060	0.000	O	G	
Social Care Workforce Grant		Neil Ayling	0.430	0.430	0.000	O	G	
Total Social Services			0.520	0.520	0.000			
Education & Youth								
Integrated Youth Provision	Youth Centres - Premises	Claire Homard	0.020	0.020	0.000	O	G	
Total Education & Youth			0.020	0.020	0.000			
Streetscene & Transportation								
Discretionary Transport Review - Post 16 Transport	Joint with Education	Steve O Jones	0.200	0.200	0.000	O	R	Dependant on College funding receipt.
Total Streetscene & Transportation			0.200	0.200	0.000			Discussion ongoing with colleges to confirm commitment.
Planning, Environment & Economy								
Planning Policy	Reduction of Post	Andy Roberts	0.045	0.045	0.000	C	G	
Total Planning, Environment & Economy			0.045	0.045	0.000			
Total 2021/22 Budget Efficiencies			2.363	2.363	0.000			

Tudalen 113

	%	£
Total 2021/22 Budget Efficiencies	100	2.363
Total Projected 2021/22 Budget Efficiencies Underachieved	0	0.000
Total Projected 2021/22 Budget Efficiencies Achieved	100	2.363
Total 2021/22 Budget Efficiencies (Less Previously agreed Decisions)		
Total Projected 2021/22 Budget Efficiencies Underachieved	100	0.000
Total Projected 2021/22 Budget Efficiencies Achieved	0	0.000

Corporate Efficiencies Remaining from Previous Years

Income Target Remaining		£m	
Income Target Efficiency remaining from Previous Years	All Portfolios	0.051	
Total Income Efficiency Remaining		0.051	(0.051)

Workforce Reduction (Efficiency not achieved 19/20)

Workforce Reduction Efficiency Remaining 19/20	Sharon Carney	0.107	
Total Workforce Reduction Efficiency Remaining		0.107	(0.107)

Mae'r dudalen hon yn wag yn bwrpasol

Movements on Council Fund Unearmarked Reserves

	£m	£m
Total Reserves as at 1 April 2021	14.061	
Less - Base Level	(5.769)	
Total Reserves above base level available for delegation to Cabinet		8.292
Add - Transfer to Reserve Budget 2021/22		0.471
Less - COVID-19 Emergency Funding Allocation*		(2.317)
Less - Investment in Change (approved Month 2)		0.400
Less - Severe Weather (approved Month 2)		0.250
Less Month 4 projected outturn		0.739
Less - projected national pay award increase		
Total Contingency Reserve available for use		5.057

Budget Monitoring Report
Housing Revenue Account Variances

MONTH 4 - SUMMARY

Service	Revised Budget (£m)	Projected Outturn (£m)	Variance (£m)	Cause of Major Variance	Action Required
Housing Revenue Account					
Income	(37.259)	(36.770)	0.489	We are currently projecting a pressure of £0.380m due to loss of income in relation to vacant properties. Of this, £0.267m relates to void properties, £0.044m relates to the utilities charges on void properties and £0.063m relates to void garages. There is also a pressure of £0.105m relating to an assumed reduction in rental income on new build properties which were included in the Business Plan. There are other minor variances of £0.010m.	
Capital Financing - Loan Charges	8.047	8.047			
Estate Management	1.931	1.928	(0.004)	Minor variances	
Landlord Service Costs	1.469	1.501	0.032	Minor variances	
Repairs & Maintenance	10.431	10.414	(0.017)	Minor variances	Early indications from our supplier suggest an increase in the costs of some sourced Materials, this will be monitored closely over the next couple of months.
Management & Support Services	2.658	2.653	(0.005)	Efficiency in respect of salary costs of (£0.065m). Additional cost of the IT project work £0.050m. Other minor variances of £0.010m.	
Capital Expenditure From Revenue (CERA)	13.442	13.442			
HRA Projects	(0.153)	(0.153)	(0.001)	Minor variances	
Contribution To / (From) Reserves	(0.566)	(0.566)			
Total Housing Revenue Account	(0.000)	0.495	0.495		

Tudalen 117

Mae'r dudalen hon yn wag yn bwrpasol

Eitem ar gyfer y Rhaglen 8



CABINET

Date of Meeting	Tuesday, 21 st September 2021
Report Subject	Capital Programme Monitoring 2021/22 (Month 4)
Cabinet Member	Cabinet Member for Finance, Social Value and Procurement
Report Author	Corporate Finance Manager
Type of Report	Operational

EXECUTIVE SUMMARY

The report summarises changes made to the Capital Programme 2021/22 since it was set in December 2020 to the end of Month 4 (July 2021), along with expenditure to date and projected outturn.

The Capital Programme has seen a net increase in budget of £29.595m during the period which comprises of:-

- Net budget increase in the programme of £14.360m (See Table 2 - Council Fund (CF) £21.975m, Housing Revenue Account (HRA) (£7.615m));
- Introduction of Carry Forward from 2020/21 of £15.635m (CF £15.635m, HRA £0.000m)
- Identified savings at Month 4 (£0.400m) (CF).

Actual expenditure was £25.355m (See Table 3).

Capital receipts received in the first quarter of 2021/22, along with savings identified, total £0.683m. This gives a revised projected surplus in the Capital Programme at Month 4 of £2.795m (from an opening funding position surplus of £2.112m) for the 2021/22 – 2023/24 Capital Programme, prior to the realisation of additional capital receipts and/or other funding sources.

RECOMMENDATIONS

	Cabinet are requested to:
1	Approve the overall report.
2	Approve the carry forward adjustments set out at 1.17.
3	Approve the additional allocations, as set out in 1.20.

REPORT DETAILS

1.00	EXPLAINING THE CAPITAL PROGRAMME MONITORING POSITION – MONTH 4 2021/22																																																																													
1.01	<p>Background</p> <p>The Council approved a Council Fund (CF) Capital Programme of £12.706m for 2021/22 at its meeting on 8th December 2020 and a Housing Revenue Account (HRA) Capital Programme of £34.835m for 2021/22 at its meeting on 16 February, 2021.</p>																																																																													
1.02	For presentational purposes the Capital Programme is shown as a whole, with sub-totals for the Council Fund and HRA. In reality the HRA programme is 'ring fenced' and can only be used for HRA purposes.																																																																													
1.03	<p>Changes since Budget approval</p> <p>Table 1 below sets out how the programme has changed during 2021/22. More detailed cumulative information relating to each Portfolio is provided in Appendix A:-</p> <p>Table 1</p> <table border="1"> <thead> <tr> <th rowspan="2">REVISED PROGRAMME</th> <th>Original Budget 2021/22</th> <th>Carry Forward from 2020/21</th> <th>2021/22 Savings</th> <th>Changes - This Period</th> <th>Revised Budget 2021/22</th> </tr> <tr> <th>£m</th> <th>£m</th> <th>£m</th> <th>£m</th> <th>£m</th> </tr> </thead> <tbody> <tr> <td>People & Resources</td> <td>0.350</td> <td>0.260</td> <td>0.000</td> <td>0.000</td> <td>0.610</td> </tr> <tr> <td>Governance</td> <td>0.422</td> <td>0.505</td> <td>0.000</td> <td>0.004</td> <td>0.931</td> </tr> <tr> <td>Education & Youth</td> <td>5.877</td> <td>7.570</td> <td>0.000</td> <td>2.993</td> <td>16.440</td> </tr> <tr> <td>Social Services</td> <td>1.020</td> <td>0.598</td> <td>0.000</td> <td>1.551</td> <td>3.169</td> </tr> <tr> <td>Planning, Environment & Economy</td> <td>0.168</td> <td>0.850</td> <td>0.000</td> <td>1.162</td> <td>2.180</td> </tr> <tr> <td>Streetscene & Transportation</td> <td>2.015</td> <td>2.527</td> <td>(0.400)</td> <td>14.292</td> <td>18.434</td> </tr> <tr> <td>Strategic Programmes</td> <td>0.550</td> <td>1.425</td> <td>0.000</td> <td>1.200</td> <td>3.175</td> </tr> <tr> <td>Housing & Assets</td> <td>2.304</td> <td>1.900</td> <td>0.000</td> <td>0.773</td> <td>4.977</td> </tr> <tr> <td>Council Fund Total</td> <td>12.706</td> <td>15.635</td> <td>(0.400)</td> <td>21.975</td> <td>49.916</td> </tr> <tr> <td>HRA Total</td> <td>34.835</td> <td>0.000</td> <td>0.000</td> <td>(7.615)</td> <td>27.220</td> </tr> <tr> <td>Programme Total</td> <td>47.541</td> <td>15.635</td> <td>(0.400)</td> <td>14.360</td> <td>77.136</td> </tr> </tbody> </table>	REVISED PROGRAMME	Original Budget 2021/22	Carry Forward from 2020/21	2021/22 Savings	Changes - This Period	Revised Budget 2021/22	£m	£m	£m	£m	£m	People & Resources	0.350	0.260	0.000	0.000	0.610	Governance	0.422	0.505	0.000	0.004	0.931	Education & Youth	5.877	7.570	0.000	2.993	16.440	Social Services	1.020	0.598	0.000	1.551	3.169	Planning, Environment & Economy	0.168	0.850	0.000	1.162	2.180	Streetscene & Transportation	2.015	2.527	(0.400)	14.292	18.434	Strategic Programmes	0.550	1.425	0.000	1.200	3.175	Housing & Assets	2.304	1.900	0.000	0.773	4.977	Council Fund Total	12.706	15.635	(0.400)	21.975	49.916	HRA Total	34.835	0.000	0.000	(7.615)	27.220	Programme Total	47.541	15.635	(0.400)	14.360	77.136
REVISED PROGRAMME	Original Budget 2021/22		Carry Forward from 2020/21	2021/22 Savings	Changes - This Period	Revised Budget 2021/22																																																																								
	£m	£m	£m	£m	£m																																																																									
People & Resources	0.350	0.260	0.000	0.000	0.610																																																																									
Governance	0.422	0.505	0.000	0.004	0.931																																																																									
Education & Youth	5.877	7.570	0.000	2.993	16.440																																																																									
Social Services	1.020	0.598	0.000	1.551	3.169																																																																									
Planning, Environment & Economy	0.168	0.850	0.000	1.162	2.180																																																																									
Streetscene & Transportation	2.015	2.527	(0.400)	14.292	18.434																																																																									
Strategic Programmes	0.550	1.425	0.000	1.200	3.175																																																																									
Housing & Assets	2.304	1.900	0.000	0.773	4.977																																																																									
Council Fund Total	12.706	15.635	(0.400)	21.975	49.916																																																																									
HRA Total	34.835	0.000	0.000	(7.615)	27.220																																																																									
Programme Total	47.541	15.635	(0.400)	14.360	77.136																																																																									

1.04	<p>Carry Forward from 2020/21</p> <p>Carry forward sums from 2020/21 to 2021/22, totalling £15.635m (CF £15.635m, HRA £0.000m), were approved as a result of the quarterly monitoring reports presented to Cabinet during 2020/21.</p>																																																																																	
1.05	<p>Changes during this period</p> <p>Funding changes during this period have resulted in a net increase in the programme total of £14.360m (CF £21.975m, HRA (£7.615m)). A summary of the changes, detailing major items, is shown in Table 2 below:-</p> <p>Table 2</p> <table border="1" data-bbox="336 629 1370 1608"> <thead> <tr> <th colspan="3" style="text-align: center;">CHANGES DURING THIS PERIOD</th> </tr> <tr> <th></th> <th style="text-align: center;">Para</th> <th style="text-align: center;">£m</th> </tr> </thead> <tbody> <tr> <td colspan="3"><u>COUNCIL FUND</u></td> </tr> <tr> <td colspan="3">Increases</td> </tr> <tr> <td>Transportation Grants</td> <td style="text-align: center;">1.06</td> <td style="text-align: right;">11.127</td> </tr> <tr> <td>Waste Services</td> <td style="text-align: center;">1.07</td> <td style="text-align: right;">2.216</td> </tr> <tr> <td>Children's Services</td> <td style="text-align: center;">1.08</td> <td style="text-align: right;">1.551</td> </tr> <tr> <td>School Modernisation</td> <td style="text-align: center;">1.09</td> <td style="text-align: right;">1.504</td> </tr> <tr> <td>Primary Schools</td> <td style="text-align: center;">1.09</td> <td style="text-align: right;">1.230</td> </tr> <tr> <td>Theatr Clwyd</td> <td style="text-align: center;">1.10</td> <td style="text-align: right;">1.200</td> </tr> <tr> <td>Highways</td> <td style="text-align: center;">1.11</td> <td style="text-align: right;">0.949</td> </tr> <tr> <td>Energy Services</td> <td style="text-align: center;">1.12</td> <td style="text-align: right;">0.711</td> </tr> <tr> <td>Other Aggregate Increases</td> <td></td> <td style="text-align: right;">1.487</td> </tr> <tr> <td></td> <td></td> <td style="text-align: right;">21.975</td> </tr> <tr> <td colspan="3">Decreases</td> </tr> <tr> <td>Other Aggregate Decreases</td> <td></td> <td style="text-align: right;">0.000</td> </tr> <tr> <td></td> <td></td> <td style="text-align: right;">0.000</td> </tr> <tr> <td>Total</td> <td></td> <td style="text-align: right;">21.975</td> </tr> <tr> <td colspan="3"><u>HRA</u></td> </tr> <tr> <td colspan="3">Increases</td> </tr> <tr> <td>Other Aggregate Increases</td> <td></td> <td style="text-align: right;">0.000</td> </tr> <tr> <td></td> <td></td> <td style="text-align: right;">0.000</td> </tr> <tr> <td colspan="3">Decreases</td> </tr> <tr> <td>SHARP</td> <td style="text-align: center;">1.13</td> <td style="text-align: right;">(7.351)</td> </tr> <tr> <td>Other Aggregate Decreases</td> <td></td> <td style="text-align: right;">(0.264)</td> </tr> <tr> <td></td> <td></td> <td style="text-align: right;">(7.615)</td> </tr> <tr> <td>Total</td> <td></td> <td style="text-align: right;">(7.615)</td> </tr> </tbody> </table>	CHANGES DURING THIS PERIOD				Para	£m	<u>COUNCIL FUND</u>			Increases			Transportation Grants	1.06	11.127	Waste Services	1.07	2.216	Children's Services	1.08	1.551	School Modernisation	1.09	1.504	Primary Schools	1.09	1.230	Theatr Clwyd	1.10	1.200	Highways	1.11	0.949	Energy Services	1.12	0.711	Other Aggregate Increases		1.487			21.975	Decreases			Other Aggregate Decreases		0.000			0.000	Total		21.975	<u>HRA</u>			Increases			Other Aggregate Increases		0.000			0.000	Decreases			SHARP	1.13	(7.351)	Other Aggregate Decreases		(0.264)			(7.615)	Total		(7.615)
CHANGES DURING THIS PERIOD																																																																																		
	Para	£m																																																																																
<u>COUNCIL FUND</u>																																																																																		
Increases																																																																																		
Transportation Grants	1.06	11.127																																																																																
Waste Services	1.07	2.216																																																																																
Children's Services	1.08	1.551																																																																																
School Modernisation	1.09	1.504																																																																																
Primary Schools	1.09	1.230																																																																																
Theatr Clwyd	1.10	1.200																																																																																
Highways	1.11	0.949																																																																																
Energy Services	1.12	0.711																																																																																
Other Aggregate Increases		1.487																																																																																
		21.975																																																																																
Decreases																																																																																		
Other Aggregate Decreases		0.000																																																																																
		0.000																																																																																
Total		21.975																																																																																
<u>HRA</u>																																																																																		
Increases																																																																																		
Other Aggregate Increases		0.000																																																																																
		0.000																																																																																
Decreases																																																																																		
SHARP	1.13	(7.351)																																																																																
Other Aggregate Decreases		(0.264)																																																																																
		(7.615)																																																																																
Total		(7.615)																																																																																
1.06	<p>It is usual in the early part of the financial year to receive notification of funding allocations that were not available at budget setting time. This is the case with the Local Transport, Active Travel, Road Safety and Safe Routes grants from Welsh Government (WG). These grants will provide a range of transportation schemes across the County.</p>																																																																																	
1.07	<p>In addition to the above, WG funding has been introduced for improvement works at Standard Yard and Greenfield Waste Transfer Stations, along with funding to purchase two electric waste vehicles.</p>																																																																																	

1.08	There has also been an introduction of grant funding from WG relating to the refurbishment of properties to develop in house residential care provision for children.
1.09	Introduction of grant funding from WG relating to school extension and improvement works at Ysgol Glanrafon, Mold and school modernisation programme at the Queensferry Campus.
1.10	Introduction of grant funding for the redevelopment of Theatr Clwyd. The grant is for the final design and technical stage of the project, before the commencement of construction.
1.11	Introduction of the Highways Refurbishment grant from WG, which will support the Council's core funding allocation of £0.600m for the Highway Asset Management Plan.
1.12	Introduction of prudential borrowing for the Solar Farm scheme in Connah's Quay.
1.13	Re-profiling of prudential borrowing for the Strategic Housing and Regeneration Programme (SHARP), due to delays in the number of schemes programmed in for this financial year.
1.14	<p>Capital Expenditure compared to Budget</p> <p>Expenditure as at Month 4, across the whole of the Capital Programme was £25.355m. The breakdown of expenditure is analysed in Table 3, along with the percentage spend against budget.</p> <p>This shows that 32.87% of the budget has been spent (CF 37.22%, HRA 24.89%). Corresponding figures for Month 4 2020/21 were 11.91% (CF 9.10%, HRA 22.02%).</p>
1.15	The table also shows a projected underspend (pending carry forward and other adjustments) of £4.299m on the Council Fund and a break even position on the HRA.

Table 3

EXPENDITURE	Revised Budget	Cumulative Expenditure Month 4	Percentage Spend v Budget	Projected Outturn	Variance Budget v Outturn (Under)/Over
	£m	£m	%	£m	£m
People & Resources	0.610	0.000	0.00	0.610	0.000
Governance	0.931	0.117	12.57	0.836	(0.095)
Education & Youth	16.440	8.369	50.91	16.440	0.000
Social Services	3.169	1.175	37.08	3.169	0.000
Planning, Environment & Economy	2.180	0.609	27.94	1.608	(0.572)
Streetscene & Transportation	18.434	6.241	33.86	16.458	(1.976)
Strategic Programmes	3.175	1.097	34.55	2.216	(0.959)
Housing & Assets	4.977	0.972	19.53	4.280	(0.697)
Council Fund Total	49.916	18.580	37.22	45.617	(4.299)
Disabled Adaptations	0.850	0.163	19.18	0.850	0.000
Energy Schemes	0.510	1.027	201.37	0.960	0.450
Major Works	0.726	0.116	15.98	0.726	0.000
Accelerated Programmes	0.561	0.159	28.34	0.561	0.000
WHQS Improvements	16.530	5.265	31.85	16.080	(0.450)
Modernisation / Improvements	1.342	0.000	0.00	1.342	0.000
SHARP Programme	6.701	0.045	0.67	6.701	0.000
Housing Revenue Account Total	27.220	6.775	24.89	27.220	(0.000)
Programme Total	77.136	25.355	32.87	72.837	(4.299)

1.16 Details of the variances for individual programme areas are listed in Appendix B, which includes the reasons, and remedial actions which may be required, where those variances exceed +/- 10% of the revised budget. In addition, where carry forward into 2022/23 has been identified, this is also included in the narrative.

1.17 **Carry Forward into 2022/23**
 During the quarter, carry forward of £4.299m (all CF) has been identified which reflects reviewed spending plans across all programme areas; these amounts can be split into 2 areas, those required to meet the cost of programme works and/or retention payments in 2022/23 and Corporate provision that are allocated as requested and approved.

1.18 The Corporate provision is as follows:-

- Community Asset Transfers - Community groups have a number of years to draw down their funding once approved. These sums are set aside to ensure that funds are available when called upon.

1.19 Information relating to each programme area is contained in Appendix B and summarised in Table 4 below:

Table 4

CARRY FORWARD INTO 2022/23	Month 4
	£m
Governance	0.095
Planning, Environment & Economy	0.572
Streetscene & Transportation	1.976
Strategic Programmes	0.959
Housing & Assets	0.697
Council Fund	4.299
TOTAL	4.299

1.20

Additional Allocations

Additional allocations have been identified in the programme in this quarter as follows:

- County Hall kitchen upgrade - £0.070m. Funding required to make changes to the Bistro at County Hall, including new equipment to improve health and safety and access, to support NEWydd service delivery.

This can be funded from within the current 'headroom' provision.

- Disability Discrimination Act (DDA) Adaptations Programme Projects - This is a statutory requirement on Local Authorities to complete adaptations. There is a cost pressure of £0.200m on DDA Projects due to the size of the schemes in 2021/22. It is proposed to underwrite this by bringing forward £0.200m from the 2022/23 programme.

1.21

Savings

The following saving have been identified in the programme in this quarter.

- Greenfield Waste Transfer Station - £0.400m. Following a successful grant application, core funding allocated to developments at Greenfield Waste Transfer Station can be released back into the Capital Programme.

1.22

Funding of 2021/22 Approved Schemes

The position at Month 4 is summarised in Table 5 below for the three year Capital Programme between 2021/22 – 2023/24:-

Table 5

FUNDING OF APPROVED SCHEMES 2021/22 - 2023/24		
	£m	£m
Balance carried forward from 2020/21		(1.968)
Increases		
Shortfall in 2021/22 to 2023/24 Budget	1.317	1.317
Decreases		
Additional GCG - 2021/22 Confirmed	(1.461)	
Actual In year receipts	(0.283)	
Savings	(0.400)	(2.144)
Funding - (Available)/Shortfall		(2.795)

1.23 The final outturn funding surplus from the 2020/21 – 2022/23 Capital Programme was £1.968m.

The 2021/22 – 2023/24 Capital Programme was approved on the 8th December 2020, with a funding deficit of £1.317m. Following the final local government settlement, the Council received additional funding and this resulted in the programme being in a surplus position of £0.144m over the three year period. This surplus carry forward led to an opening funding position surplus of £2.112m.

Capital receipts received in the first quarter of 2021/22, along with savings identified, total £0.683m. This gives a revised projected surplus in the Capital Programme at Month 4 of £2.795m for the 2021/22 – 2023/24 Capital Programme, prior to the realisation of additional capital receipts and/or other funding sources.

1.24 **Investment in County Towns**

At its meeting on 12th December 2017, the Council approved a Notice of Motion relating to the reporting of investment in county towns. The extent and format of the reporting was agreed at the Corporate Resources Overview and Scrutiny Committee on 14th June 2018.

1.25 Table 6 below shows a summary of the 2020/201 actual expenditure, the 2021/22 revised budget and budgets for future years as approved by Council at its meeting of 8th December, 2020. Further detail can be found in Appendix C, including details of the 2021/22 spend to Month 4.

Table 6**INVESTMENT IN COUNTY TOWNS**

	2020/21 Actual £m	2021/22 Revised Budget £m	2022 - 2024 Budget £m
Buckley / Penyffordd	10.157	5.279	3.668
Connah's Quay / Shotton	1.412	2.286	3.442
Flint / Bagillt	2.181	0.738	8.144
Holywell / Caerwys / Mostyn	1.457	8.629	1.359
Mold / Treuddyn / Cilcain	5.655	6.305	6.386
Queensferry / Hawarden / Sealand	5.825	7.647	3.878
Saltney / Broughton / Hope	4.841	4.038	0.000
Unallocated / To Be Confirmed	1.256	3.230	17.676
Total	32.784	38.152	44.553

1.26 The inclusion of actuals for 2020/21 and approved schemes for future years allows a slightly fuller picture of investment plans. However, expenditure which has occurred in years' prior to 2020/21 has not be included, and the expenditure and budgets reported should be considered in that context.

1.27 There are two significant factors which increase allocations to particular areas, which are homes developed under SHARP, and new or remodelled schools. The impact of these can be seen in the detail shown in Appendix C.

1.28 Some expenditure cannot yet be allocated to specific towns as schemes are not yet fully developed or are generic in nature and not easily identifiable to one of the seven areas. As such schemes are identified the expenditure will be allocated to the relevant area.

1.29 Information on the split between internal and external funding can be found in Appendix C.

1.30 In addition to the information contained in Appendix C, there is also considerable capital expenditure on the HRA Welsh Housing Quality Standard (WHQS), which was originally outside the scope of this analysis. A summary is provided in Table 7 below, albeit using a slightly different catchment area basis.

Table 7

WHQS Programme		
	2020/21 Actual £m	2021/22 Budget £m
Holywell	0.136	4.930
Flint	0.189	3.130
Deeside & Saltney	2.151	2.730
Buckley	3.568	3.630
Mold	1.160	3.030
Connah's Quay & Shotton	0.632	0.877
Total	7.836	18.327

2.00	RESOURCE IMPLICATIONS
2.01	Financial implications - As set out in the body of the report.
2.02	Personnel implications - None directly as a result of this report.

3.00	IMPACT ASSESSMENT AND RISK MANAGEMENT
3.01	<p>The adverse weather during the first quarter of the calendar year caused significant damage to the highway network. Assessments are ongoing but impacts are likely to be numerous and expensive, resulting in a cost pressure to the programme. This will be reported in the second quarter of the financial year once cost certainty is obtained.</p> <p>The impact of the pandemic will continue to be monitored closely during this financial year. Due to the re-profiling of schemes from the 2020/21 and resources available to manage and deliver schemes, the levels of planned expenditure in 2021/21 may be affected, resulting in a high level of carry forward requests to re-phase budgets into the 2022/23 programme.</p> <p>In addition to the above there are currently indications that material supplies, and demand, are being impacted by overseas supply market disruption leading to potential cost increases, higher tender prices and project delays.</p> <p>Grants received will also to be closely monitored to ensure that expenditure is incurred within the terms and conditions of the grant. The capital team will work with project leads to report potential risks of achieving spend within timescales and assist in liaising with the grant provider.</p>

	The Council has a prudent policy of allocating its own capital receipts to fund capital projects only when receipts are actually received rather than when it is anticipated the receipt will be received, and this position continues to be the case. Due to the pandemic there may be a delay in obtaining capital receipts as the timing of these receipts are also subject to market forces outside of the Council's control. In line with current policy no allowance has been made for these receipts in reporting the Council's capital funding position.
--	--

4.00	CONSULTATIONS REQUIRED/CARRIED OUT
4.01	No consultation is required as a direct result of this report.

5.00	APPENDICES
5.01	Appendix A: Capital Programme - Changes during 2021/22
5.02	Appendix B: Variances
5.03	Appendix C: Investment in Towns

6.00	LIST OF ACCESSIBLE BACKGROUND DOCUMENTS
6.01	Capital Programme monitoring papers 2021/22.

7.00	CONTACT OFFICER DETAILS
7.01	Contact Officer: Chris Taylor, Strategic Finance Manager Telephone: 01352 703309 E-mail: christopher.taylor@flintshire.gov.uk

8.00	GLOSSARY OF TERMS
8.01	Budget Re-profiling: Capital schemes are very dynamic and a number of factors can influence their timing and funding. Budget re-profiling assures that the correct resources are available in the correct accounting period to finance the actual level of expenditure. Capital Expenditure: Expenditure on the acquisition of non-current assets or expenditure which extends the useful life of an existing asset Capital Programme: The Council's financial plan covering capital schemes and expenditure proposals for the current year and a number of future years. It also includes estimates of the capital resources available to finance the programme.

Capital Receipts: Receipts (in excess of £10,000) realised from the disposal of assets.

Carry Forward: Carry forward occurs when schemes due to be completed in a given financial year are delayed until a subsequent year. In this case the relevant funding is carried forward to meet the delayed, contractually committed expenditure.

CERA: Capital Expenditure charged to Revenue Account. The Council is allowed to use its revenue resources to fund capital expenditure. However the opposite is not permissible.

Council Fund (CF): The fund to which all the Council's revenue and capital expenditure is charged.

Housing Revenue Account (HRA): The fund to which all the Council's revenue and capital expenditure relating to its housing stock is charged.

MRA: Major Repairs Allowance. A general capital grant from WG for HRA purposes.

Non-current Asset: A resource controlled (but not necessarily owned) by the Council, from which economic benefits or service potential are expected to flow to the Council for more than 12 months.

Section 106: Monies are received from developers/contractors pursuant to Section 106 of the Town & Country Planning Act 1990. These sums are available for use once the relevant terms of the individual agreement have been met. The monies are most commonly used for educational enhancement, play areas, highways and affordable housing.

Target Hardening: Measures taken to prevent unauthorised access to Council sites.

Unhypothecated Supported Borrowing (USB), commonly referred to as Supported Borrowing - Each year Welsh Government provide Councils with a Supported Borrowing allocation. Councils borrow to fund capital expenditure equivalent to that annual allocation, Welsh Government then include funding to cover the revenue costs associated with the borrowing for future years within the Revenue Support Grant. The Council decides how this funding is spent.

Unsupported (Prudential) Borrowing: Borrowing administered under the Prudential Code, whereby Authorities can set their own policies on acceptable levels and types of borrowing. The Prudential Framework allows Authorities to take out loans in response to overall cash flow forecasts and other factors provided they can show that the borrowing is to meet planned capital expenditure in the current year or the next three years.

Mae'r dudalen hon yn wag yn bwrpasol

APPENDIX A

CAPITAL PROGRAMME - CHANGES DURING 2021/22

	Original Budget 2021/22	Carry Forward from 2020/21	2021/22	Changes (Current)	Revised Budget 2021/22
			Savings		
	£m	£m	£m	£m	£m
Council Fund :					
People & Resources					
'Headroom'	0.350	0.210	0.000	0.000	0.560
Corporate Finance - H & S	0.000	0.050	0.000	0.000	0.050
	0.350	0.260	0.000	0.000	0.610
Governance					
Information Technology	0.422	0.505	0.000	0.004	0.931
	0.422	0.505	0.000	0.004	0.931
Education & Youth					
Education - General	0.445	3.454	0.000	(0.515)	3.384
Primary Schools	1.400	0.400	0.000	0.680	2.480
Schools Modernisation	3.525	0.217	0.000	1.504	5.246
Secondary Schools	0.207	3.400	0.000	0.884	4.491
Special Education	0.300	0.099	0.000	0.440	0.839
	5.877	7.570	0.000	2.993	16.440
Social Services					
Services to Older People	0.656	0.506	0.000	0.000	1.162
Children's Services	0.364	0.092	0.000	1.551	2.007
	1.020	0.598	0.000	1.551	3.169
Planning, Environment & Economy					
Closed Landfill Sites	0.000	0.250	0.000	0.000	0.250
Engineering	0.038	0.372	0.000	0.075	0.485
Energy Services	0.000	0.000	0.000	0.711	0.711
Ranger Services	0.040	(0.022)	0.000	0.000	0.018
Townscape Heritage Initiatives	0.050	0.180	0.000	0.173	0.403
Private Sector Renewal/Improv't	0.040	0.070	0.000	0.203	0.313
	0.168	0.850	0.000	1.162	2.180
Streetscene & Transportation					
Waste	1.150	1.230	(0.400)	2.216	4.196
Cemeteries	0.265	0.000	0.000	0.000	0.265
Highways	0.600	1.234	0.000	1.178	3.012
Local Transport Grant	0.000	0.017	0.000	10.898	10.915
Solar Farms	0.000	0.046	0.000	0.000	0.046
	2.015	2.527	(0.400)	14.292	18.434

APPENDIX A (Cont.)

	Original Budget 2021/22	Carry Forward from 2020/21	2021/22	Changes (Current)	Revised Budget 2021/22
			Savings		
	£m	£m	£m	£m	£m
Strategic Programmes					
Leisure Centres	0.250	0.107	0.000	0.000	0.357
Play Areas	0.200	0.350	0.000	0.000	0.550
Libraries	0.000	0.009	0.000	0.000	0.009
Theatr Clwyd	0.100	0.959	0.000	1.200	2.259
	0.550	1.425	0.000	1.200	3.175
Housing & Assets					
Administrative Buildings	0.644	0.424	0.000	0.000	1.068
Community Asset Transfers	0.000	0.697	0.000	0.000	0.697
Affordable Housing	0.000	0.000	0.000	0.582	0.582
Disabled Facilities Grants	1.660	0.779	0.000	0.191	2.630
	2.304	1.900	0.000	0.773	4.977
Housing Revenue Account :					
Disabled Adaptations	1.114	0.000	0.000	(0.264)	0.850
Energy Schemes	0.510	0.000	0.000	0.000	0.510
Major Works	0.726	0.000	0.000	0.000	0.726
Accelerated Programmes	0.561	0.000	0.000	0.000	0.561
WHQS Improvements	16.530	0.000	0.000	0.000	16.530
Modernisation / Improvements	1.342	0.000	0.000	0.000	1.342
SHARP Programme	14.052	0.000	0.000	(7.351)	6.701
	34.835	0.000	0.000	(7.615)	27.220
Totals :					
Council Fund	12.706	15.635	(0.400)	21.975	49.916
Housing Revenue Account	34.835	0.000	0.000	(7.615)	27.220
Grand Total	47.541	15.635	(0.400)	14.360	77.136

PEOPLE & RESOURCES

Capital Budget Monitoring 2021/22 - Month 4

Programme Area	Total Budget £m	Actual Exp. £m	Projected Outturn £m	Variance (Under)/ Over £m	Variance %age %	Variance Prev Qtr £m	Cause of Variance	Action Required	Comments
'Headroom'	0.560	0.000	0.560	0.000	0	0.000		Corporate provision - to be allocated as requested and approved.	Any unspent allocation will be the subject of a carry forward request at outturn.
Corporate Finance - Health & Safety	0.050	0.000	0.050	0.000	0	0.000		Corporate provision - to be allocated as requested and approved.	Any unspent allocation will be the subject of a carry forward request at outturn.
Total	0.610	0.000	0.610	0.000	0	0.000			

GOVERNANCE

Capital Budget Monitoring 2021/22 - Month 4

Programme Area	Total Budget £m	Actual Exp. £m	Projected Outturn £m	Variance (Under)/ Over £m	Variance %age %	Variance Prev Qtr £m	Cause of Variance	Action Required	Comments
Information Technology	0.931	0.117	0.836	(0.095)	-10	0.000	Laptop Replacement Programme – due to global shortage of laptops, £0.095m will be required to be carry forward into 2022/23.	Carry Forward - Request approval to move funding of £0.095m to 2022/23.	
Total	0.931	0.117	0.836	(0.095)	-10	0.000			

Variance = Budget v Projected Outturn

EDUCATION & YOUTH

Capital Budget Monitoring 2021/22 - Month 4

Programme Area	Total Budget £m	Actual Exp. £m	Projected Outturn £m	Variance (Under)/ Over £m	Variance %age %	Variance Prev Qtr £m	Cause of Variance	Action Required	Comments
Education - General	3.384	0.233	3.384	0.000	0	0.000			
Primary Schools	2.480	0.958	2.480	0.000	0	0.000			
Schools Modernisation	5.246	4.424	5.246	0.000	0	0.000			
Secondary Schools	4.491	2.747	4.491	0.000	0	0.000			
Special Education	0.839	0.007	0.839	0.000	0	0.000	£0.200m shortfall on DDA Projects due to significant adaptations on a number of schemes in 2021/22.	It is proposed that the shortfall will be reimbursed from 2022/23 capital allocations.	Request for Cabinet approval found in the main body of the report.
Total	16.440	8.369	16.440	0.000	0	0.000			

Variance = Budget v Projected Outturn

SOCIAL SERVICES

Capital Budget Monitoring 2021/22 - Month 4

Programme Area	Total Budget £m	Actual Exp. £m	Projected Outturn £m	Variance (Under)/ Over £m	Variance %age %	Variance Prev Qtr £m	Cause of Variance	Action Required	Comments
Services to Older People	1.162	0.375	1.162	0.000	0	0.000			
Children's Services	2.007	0.801	2.007	0.000	0	0.000			
Total	3.169	1.175	3.169	0.000	0	0.000			

Variance = Budget v Projected Outturn

PLANNING, ENVIRONMENT & ECONOMY

Capital Budget Monitoring 2021/22 - Month 4

Programme Area	Total Budget £m	Actual Exp. £m	Projected Outturn £m	Variance (Under)/ Over £m	Variance %age %	Variance Prev Qtr £m	Cause of Variance	Action Required	Comments
Closed Landfill Sites	0.250	0.000	0.000	(0.250)	-100	0.000	The project is unlikely to progress in 2021/22.	Carry Forward - Request approval to move funding of £0.250m to 2022/23.	
Engineering	0.485	0.000	0.223	(0.262)	-54	0.000	Land Drainage projects, £0.160m are unlikely to progress in 2021/22. Awaiting clarification from DCWW on whether and when works at Gadlys Lane will proceed, £0.102m.	Carry Forward - Request approval to move funding of £0.262m to 2022/23.	
Energy Services	0.711	0.203	0.711	0.000	0	0.000			
Ranger Services	0.018	0.000	0.018	0.000	0	0.000			
Townscape Heritage Initiatives	0.403	0.197	0.343	(0.060)	-15	0.000	Historic Buildings schemes will not commence until September 2021, resulting in a rollover requirement of £0.025m. Retention of £0.035m for works at Bailey Hill required in 2022/23.	Carry Forward - Request approval to move funding of £0.060m to 2022/23.	
Private Sector Renewal/Improvement	0.313	0.210	0.313	0.000	0	0.000			Expenditure is driven by demand.
Total	2.180	0.609	1.608	(0.572)	-26	0.000			

Variance = Budget v Projected Outturn

STREETSCENE & TRANSPORTATION

Capital Budget Monitoring 2021/22 - Month 4

Programme Area	Total Budget £m	Actual Exp. £m	Projected Outturn £m	Variance (Under)/ Over £m	Variance %age %	Variance Prev Qtr £m	Cause of Variance	Action Required	Comments
Waste Services	4.196	0.606	2.266	(1.930)	-46	0.000	Works to progress into 2022/23 for the Waste Transfer Station at Standard Yard Industrial Estate, as a result of planning delays due to the pandemic.	Carry Forward - Request approval to move funding of £1.930m to 2022/23.	Saving identified of £0.400m in relation to Greenfield Waste Transfer Station following successful grant application.
Cemeteries	0.265	0.001	0.265	0.000	0	0.000			
Highways	3.012	0.708	3.012	0.000	0	0.000			
Local Transport Grant	10.915	4.926	10.915	0.000	0	0.000			
Solar Farms	0.046	0.000	0.000	(0.046)	-100	0.000	Works to take place in 2022/23 for the installation of Solar PV at Standard Waste Transfer Station, to ensure site is energy neutral. This is a requirement as part wider improvement scheme at the site.	Carry Forward - Request approval to move funding of £0.046m to 2022/23.	
Total	18.434	6.241	16.458	(1.976)	-11	0.000			

Variance = Budget v Projected Outturn

STRATEGIC PROGRAMMES

Capital Budget Monitoring 2021/22 - Month 4

Programme Area	Total Budget £m	Actual Exp. £m	Projected Outturn £m	Variance (Under)/ Over £m	Variance %age %	Variance Prev Qtr £m	Cause of Variance	Action Required	Comments
Leisure Centres	0.357	0.004	0.357	0.000	0	0.000			
Play Areas	0.550	0.034	0.550	0.000	0	0.000			
Libraries	0.009	0.000	0.009	0.000	0	0.000			
Theatr Clwyd	2.259	1.058	1.300	(0.959)	-42	0.000	Project currently at the final design and technical stage, which is grant funded. The carry forward request relates to the construction stage of the works due to commence in 2022/23.	Carry Forward - Request approval to move funding of £0.959m to 2022/23.	
Total	3.175	1.097	2.216	(0.959)	-30	0.000			

Variance = Budget v Projected Outturn

HOUSING & ASSETS

Capital Budget Monitoring 2021/22 - Month 4

Programme Area	Total Budget £m	Actual Exp. £m	Projected Outturn £m	Variance (Under)/ Over £m	Variance %age %	Variance Prev Qtr £m	Cause of Variance	Action Required	Comments
Administrative Buildings	1.068	0.055	1.068	0.000	0	0.000			
Community Asset Transfers	0.697	0.000	0.000	(0.697)	-100	0.000	Expenditure is incurred as and when schemes are signed off.	Carry Forward - Request approval to move funding of £0.697m to 2022/23.	
Affordable Housing	0.582	0.582	0.582	0.000	0	0.000			Works on various sites are ongoing. Funds are drawn down as expenditure is incurred.
Disabled Facilities Grants	2.630	0.335	2.630	0.000	0	0.000		Ongoing Monitoring	DFG spend is customer driven and volatile. The service is currently undergoing a re-design. This in combination with supply chain issues has resulted in works being delayed, meaning there is potential for a variance and a future carry forward request.
Total	4.977	0.972	4.280	(0.697)	-14	0.000			

Variance = Budget v Projected Outturn

HOUSING REVENUE ACCOUNT

Capital Budget Monitoring 2021/22 - Month 4

Programme Area	Total Budget £m	Actual Exp. £m	Projected Outturn £m	Variance (Under)/ Over £m	Variance %age %	Variance Prev Qtr £m	Cause of Variance	Action Required	Comments
Disabled Adaptations	0.850	0.163	0.850	0.000	0	0.000			
Energy Services	0.510	1.027	0.960	0.450	88	0.000	Energy spend above budget allocation will be met through income generated from the feeding tariffs and potential WHQS underspends.		
Major Works	0.726	0.116	0.726	0.000	0	0.000			
Accelerated Programmes	0.561	0.159	0.561	0.000	0	0.000			
WHQS Improvements	16.530	5.265	16.080	(0.450)	-3	0.000	Potential WHQS underspend to be utilised within Energy Services.		
Modernisation / Improvements	1.342	0.000	1.342	0.000	0				
SHARP	6.701	0.045	6.701	0.000	0	0.000			
Total	27.220	6.775	27.220	(0.000)	-0	0.000			

Variance = Budget v Projected Outturn

SUMMARY

Capital Budget Monitoring 2021/22 - Month 4

Programme Area	Total Budget £m	Actual Exp. £m	Projected Outturn £m	Variance (Under)/ Over £m	Variance %age %	Variance Prev Qtr £m	Cause of Variance	Action Required	Comments
People & Resources	0.610	0.000	0.610	0.000	0	0.000			
Governance	0.931	0.117	0.836	(0.095)	-10	0.000			
Education & Youth	16.440	8.369	16.440	0.000	0	0.000			
Social Services	3.169	1.175	3.169	0.000	0	0.000			
Planning, Environment & Economy	2.180	0.609	1.608	(0.572)	-26	0.000			
Streetscene & Transportation	18.434	6.241	16.458	(1.976)	-11	0.000			
Strategic Programmes	3.175	1.097	2.216	(0.959)	-30	0.000			
Housing & Assets	4.977	0.972	4.280	(0.697)	-14	0.000			
Sub Total - Council Fund	49.916	18.580	45.617	(4.299)	-9	0.000			
Housing Revenue Account	27.220	6.775	27.220	0.000	0	0.000			
Total	77.136	25.355	72.837	(4.299)	-6	0.000			

Variance = Budget v Projected Outturn

Mae'r dudalen hon yn wag yn bwrpasol

INVESTMENT IN COUNTY TOWNS - 2020/21 ACTUAL SPEND

APPENDIX C

TOWN FUNDING	20/21 ACTUAL £000	BUCKLEY		CONNAH'S QUAY		FLINT		HOLYWELL		MOLD		QUEENSFERRY		SALTNEY		UNALLOCATED		TOTALS			
		Internal £000	External £000	Internal £000	External £000	Internal £000	External £000	Internal £000	External £000	Internal £000	External £000	Internal £000	External £000	Internal £000	External £000	Internal £000	External £000	Internal £000	External £000	Total £000	
EXPENDITURE																					
HOUSING - HRA																					
SHARP	1,152	122		20		51		187		227		366					179		1,152	0	1,152
EDUCATION & YOUTH																					
Connah's Quay High School	264			69	195														69	195	264
Queensferry Campus	3,303												3,303						0	3,303	3,303
Ysgol Glanrafon	770										770								0	770	770
Castell Alun High School	3,511													3,511					3,511	0	3,511
SOCIAL CARE																					
Marleyfield EPH	8,005	4,225	3,780																4,225	3,780	8,005
PLANNING, ENVIRONMENT & ECONOMY																					
Solar PV Farms	2,058			433		1,625													2,058	0	2,058
STREETSCENE & TRANSPORTION																					
Highways Maintenance	1,259		131		54				398		156		53		243	140	84		140	1,119	1,259
Transport Grant	6,136		45		641		505	164	708		30		2,103		1,087			164	5,972	6,136	
Improvements to Standard Yard Waste Transfer Station	447		447															0	447	447	
STRATEGIC PROGRAMMES																					
Theatr Clwyd - Redevelopment	1,808										1,808								0	1,808	1,808
HOUSING ASSETS																					
County Hall Demolition	1,042										1,042								1,042	0	1,042
Affordable Housing	3,029	1,407									1,622								3,029	0	3,029
	32,784	5,754	4,403	522	890	1,676	505	351	1,106	2,891	2,764	366	5,459	3,511	1,330	319	937	15,390	17,394	32,784	

AREA TOTAL

10,157

1,412

2,181

1,457

5,655

5,825

4,841

1,256

Total 143

TOWN FUNDING	REVISED BUDGET £000	BUCKLEY		CONNAH'S QUAY		FLINT		HOLYWELL		MOLD		QUEENSFERRY		SALTNEY		UNALLOCATED		TOTALS				
		Internal £000	External £000	Internal £000	External £000	Internal £000	External £000	Internal £000	External £000	Internal £000	External £000	Internal £000	External £000	Internal £000	External £000	Internal £000	External £000	Internal £000	External £000	Total £000		
EXPENDITURE																						
HOUSING - HRA																						
SHARP	6,701					262		6,439												6,701	0	6,701
EDUCATION & YOUTH																						
Queensferry Campus	4,175											1,177	2,998							1,177	2,998	4,175
Ysgol Glanrafon	1,534									304	1,230									304	1,230	1,534
Castell Alun High School	3,101													3,101						3,101	0	3,101
SOCIAL CARE																						
Marleyfield EPH	1,162	1,162																		1,162	0	1,162
Ty Nyth, Children's Residential Care	1,100										1,100									0	1,100	1,100
PLANNING, ENVIRONMENT & ECONOMY																						
Solar PV Farms	699			699																699	0	699
STREETSCENE & TRANSPORTION																						
Improvements to Standard Yard Waste Transfer Station	2,783	1,930	853																	1,930	853	2,783
Improvements to Greenfield Waste Transfer Station	768							50	718											50	718	768
Highways Maintenance	2,401		28						311		233		180		73	1,452	124			1,452	949	2,401
Transport Grant	10,915		1,306		1,587		476	17	1,094		625		3,292		864		1,654			17	10,898	10,915
STRATEGIC PROGRAMMES																						
Theatr Gwyd - Redevelopment	2,231										1,031	1,200								1,031	1,200	2,231
HOUSING ASSETS																						
Affordable Housing	582										582									582	0	582
	38,152	3,092	2,187	699	1,587	262	476	6,506	2,123	1,917	4,388	1,177	6,470	3,101	937	1,452	1,778			18,206	19,946	38,152
AREA TOTAL			5,279		2,286		738		8,629		6,305		7,647		4,038		3,230					

10/08/2021 14:44

TOWN FUNDING	ACTUAL TO DATE £000	BUCKLEY		CONNAH'S QUAY		FLINT		HOLYWELL		MOLD		QUEENSFERRY		SALTNEY		UNALLOCATED		TOTALS			
		Internal £000	External £000	Internal £000	External £000	Internal £000	External £000	Internal £000	External £000	Internal £000	External £000	Internal £000	External £000	Internal £000	External £000	Internal £000	External £000	Internal £000	External £000	Total £000	
EXPENDITURE																					
HOUSING - HRA																					
SHARP	62					20		42											62	0	62
EDUCATION & YOUTH																					
Queensferry Campus	4,004											1,006	2,998						1,006	2,998	4,004
Ysgol Glanrafon	1,391									161	1,230								161	1,230	1,391
Castell Alun High School	2,678													2,678					2,678	0	2,678
SOCIAL CARE																					
Marleyfield EPH	385	385																	385	0	385
Ty Nyth, Children's Residential Care	12										12								0	12	12
PLANNING, ENVIRONMENT & ECONOMY																					
Solar PV Farms	237			237															237	0	237
STREETSCENE & TRANSPORTION																					
Improvements to Standard Yard Waste Transfer Station	207		207																0	207	207
Improvements to Greenfield Waste Transfer Station	387							387											0	387	387
Highways Maintenance	825		28					311		233		180		73					0	825	825
Transport Grant	4,926		597		113		439	1	379	451		2,392		536			18		1	4,925	4,926
STRATEGIC PROGRAMMES																					
Theatr Clwyd - Redevelopment	1,058										1,058								0	1,058	1,058
HOUSING ASSETS																					
Affordable Housing	582									582									582	0	582
	16,754	385	832	237	113	20	439	43	1,077	743	2,984	1,006	5,570	2,678	609	0	18		5,112	11,642	16,754

AREA TOTAL 1,217 350 459 1,120 3,727 6,576 3,287 18

Tudalen 145

INVESTMENT IN COUNTY TOWNS - 2022- 2024 BUDGET

APPENDIX C (Cont)

TOWN FUNDING	FUTURE BUDGET £000	BUCKLEY		CONNAH'S QUAY		FLINT		HOLYWELL		MOLD		QUEENSFERRY		SALTNEY		UNALLOCATED		TOTALS			
		Internal £000	External £000	Internal £000	External £000	Internal £000	External £000	Internal £000	External £000	Internal £000	External £000	Internal £000	External £000	Internal £000	External £000	Internal £000	External £000	Internal £000	External £000	Total £000	
EXPENDITURE																					
HOUSING - HRA																					
SHARP	7,351	968		817		44		1,359		3,285		878							7,351	0	7,351
EDUCATION & YOUTH																					
Ysgol Croes Atti, Shotton	1,125			262	863														262	863	1,125
Ysgol Croes Atti, Flint	5,500					1,925	3,575												1,925	3,575	5,500
Drury County Primary	2,700	945	1,755																945	1,755	2,700
Joint Archive Facility, FCC and DCC	2,783									2,783									2,783	0	2,783
SOCIAL CARE																					
Mockingbird	384																384		384	0	384
STREETSCENE & TRANSPORTION																					
Highways Asset Management Plan	1,200																1,200		1,200	0	1,200
HOUSING & ASSETS																					
Affordable Housing	23,510			1,500		2,600				318		3,000					16,092		23,510	0	23,510
	44,553	1,913	1,755	2,579	863	4,569	3,575	1,359	0	6,386	0	3,878	0	0	0		17,676	0	38,360	6,193	44,553
AREA TOTAL			3,668		3,442		8,144		1,359		6,386		3,878		0		17,676				

Tudalen 146

Eitem ar gyfer y Rhaglen 9



CABINET

Date of Meeting	Tuesday, 21 st September 2021
Report Subject	Treasury Management Annual Report 2020/21
Cabinet Member	Cabinet Member for Finance, Social Value and Procurement
Report Author	Corporate Finance Manager
Type of Report	Operational

EXECUTIVE SUMMARY

The report presents the draft Treasury Management Annual Report 2020/21(attached as Appendix 1).

As required by the Council's Financial Procedure Rules, the Annual Report was reviewed by the Governance and Audit Committee on 28 July where officers responded to questions to the satisfaction of the Committee and there are no specific issues to bring to the attention of Cabinet.

It is recommended that the report be presented to Council on 19 October for final approval.

RECOMMENDATIONS

1	That Cabinet recommends the draft Treasury Management Annual Report 2020/21 to Council on 19 October for final approval.
---	--

REPORT DETAILS

1.00	EXPLAINING THE ANNUAL REPORT
1.01	On 18 February 2020, following the recommendation of the Cabinet and consideration by the Audit Committee, the Council approved the Treasury Management Strategy 2020/21.
1.02	The Council delegates responsibility for the implementation and regular monitoring of its treasury management policies and practices to Cabinet, and for execution and administration of treasury management decisions to the Corporate Finance Manager, who acts in accordance with the Council's Treasury Management Policy Statement, Strategy and Practices.
1.03	The Council has nominated the Governance and Audit Committee to be responsible for ensuring effective scrutiny of Treasury Management Strategy and Policies.
	<u>CONSIDERATIONS</u>
1.04	<p>The draft Treasury Management Annual Report 2020/21 is attached as Appendix 1. As required by the Council's Financial Procedure Rules, this Annual Report was reviewed by the Governance and Audit Committee on 28 July where officers responded to questions to the satisfaction of the Committee and there are no specific issues to bring to the attention of Cabinet.</p> <p>It is recommended that the report be presented to Council on 19th October for final approval.</p>
	<u>Summary of Key Points</u>
1.05	<p>The major influence on the UK economy in 2020/21 was the COVID-19 Pandemic. The Bank of England cut the Bank Rate to 0.1% and the UK Government provided a range of fiscal stimulus measures to support the economy through this unprecedented time. Section 2 of the report provides a full economic and interest rate review for 2020/21.</p> <p>The uncertainty created by the negotiations towards the UK's exit from the European Union continued until almost the end of 2020, with a trade deal being agreed with only days to spare before the 11pm, 31 December deadline.</p>
1.06	Short term money market rates remained at very low levels which continued to have a significant impact on investment income. The average return on Council investments for the year was 0.03%. Section 4 provides further details of the Council's investment activity during the year.
1.07	Public Works Loan Board (PWLB) long term rates temporarily increased during the Government's consultation on the PWLB loans facility, but returned to their previously low levels when the results of the consultation were announced in November 2020. A total of £8.96m PWLB loans were taken out during the year. Of these, £3.96m have been on-lent to NEW Homes, the Council's wholly owned subsidiary, to fund the building of

	affordable homes in Flintshire. Section 3 provides more information on borrowing and debt management during the year.
1.08	Debt rescheduling opportunities were considered by officers and the Council's treasury management advisors. The premium charged for early repayment of PWLB debt remained relatively expensive for the loans in the Council's portfolio and therefore unattractive for debt rescheduling activity. As a consequence, no rescheduling activity was undertaken.
1.09	The treasury function operated within the limits detailed in the Treasury Management Strategy 2020/21.

2.00	RESOURCE IMPLICATIONS
2.01	Financial implications are addressed in the report.

3.00	CONSULTATIONS REQUIRED / CARRIED OUT
3.01	Arlingclose Ltd, being the Council's treasury management advisors.

4.00	RISK MANAGEMENT
4.01	Risk Management directly addressed within the report and appendices including identification of risks and measures to mitigate likelihood and impact of risks identified.

5.00	APPENDICES
5.01	App 1 - Draft Treasury Management Annual Report 2020/21.

6.00	LIST OF ACCESSIBLE BACKGROUND DOCUMENTS
6.01	Contact Officer: Chris Taylor – Strategic Finance Manager Telephone: 01352 703309 E-mail: christopher.taylor@flintshire.gov.uk

7.00	GLOSSARY OF TERMS
7.01	Authorised Limit: A statutory limit that sets the maximum level of external debt for the Council.

Balances and Reserves: Accumulated sums that are held, either for specific future costs or commitments (known as earmarked) or generally held to meet unforeseen or emergency expenditure.

Bank Rate: The official interest rate set by the Bank of England's Monetary Policy Committee and what is generally termed at the "base rate".

Basis Point: A unit of measure used in finance to describe the percentage change in the value or rate of a financial instrument. One basis point is equivalent to 0.01% (1/100th of a percent). In most cases, it refers to changes in interest rates and bond yields. For example, if interest rates rise by 25 basis points, it means that rates have risen by 0.25% percentage points.

Bond: A certificate of debt issued by a company, government, or other institution. The bond holder receives interest at a rate stated at the time of issue of the bond. The price of a bond may vary during its life.

Capital Expenditure: Expenditure on the acquisition, creation or enhancement of capital assets.

Capital Financing Requirement (CFR): The Council's underlying need to borrow for capital purposes representing the cumulative capital expenditure of the local authority that has not been financed.

Certificates of Deposits (CD's): A savings certificate entitling the bearer to receive interest. A CD bears a maturity date, a specified fixed interest rate and can be issued in any denomination. CDs are generally issued by commercial banks. The term of a CD generally ranges from one month to five years.

Consumer Price Index (CPI): The UK's main measure of inflation (along with Retail Price Index or 'RPI') The Monetary Policy Committee of the Bank of England set the Bank Rate in order to try and keep CPI at or close to the target set by the Government. The calculation of CPI includes many items of normal household expenditure but excludes some items such as mortgage interest payments and Council Tax.

Corporate Bonds: Corporate bonds are bonds issued by companies. The term is often used to cover all bonds other than those issued by governments in their own currencies and includes issues by companies, supranational organisations and government agencies.

Cost of Carry: The "cost of carry" is the difference between what is paid to borrow compared to the interest which could be earned. For example, if one takes out borrowing at 5% and invests the money at 1.5%, there is a cost of carry of 3.5%.

Counterparty List: List of approved financial institutions with which the Council can place investments.

Credit Rating: Formal opinion by a registered rating agency of a counterparty's future ability to meet its financial liabilities; these are opinions only and not guarantees.

Debt Management Office (DMO): The DMO is an Executive Agency of Her Majesty's Treasury and provides direct access for local authorities into a government deposit facility known as the Debt Management Account Deposit Facility (DMADF). All deposits are guaranteed by HM Government and therefore have the equivalent of a sovereign credit rating.

Federal Reserve: The US central bank, the equivalent of the Bank of England. (Often referred to as "the Fed").

Financial Instruments: Financial instruments are tradable assets of any kind. They can be cash, evidence of an ownership interest in an entity, or a contractual right to receive or deliver cash or another financial instrument

Gilts: Gilts are bonds issued by the UK Government. They take their name from 'gilt-edged'. They are deemed to be very secure as the investor expects to receive the full face value of the bond to be repaid on maturity.

IFRS: International Financial Reporting Standards.

LIBID: The London Interbank Bid Rate (LIBID) is the rate bid by banks on Eurocurrency deposits (i.e. the rate at which a bank is willing to borrow from other banks).

LIBOR: The London Interbank Offered Rate (LIBOR) is the rate of interest that banks charge to lend money to each other. The British Bankers' Association (BBA) work with a small group of large banks to set the LIBOR rate each day. The wholesale markets allow banks who need money to borrow from those with surplus amounts. The banks with surplus amounts of money are keen to lend so that they can generate interest which it would not otherwise receive.

LOBO: Stands for Lender Option Borrower Option. The underlying loan facility is typically very long-term - for example 40 to 60 years - and the interest rate is fixed. However, in the LOBO facility the lender has the option to call on the facilities at pre-determined future dates. On these call dates, the lender can propose or impose a new fixed rate for the remaining term of the facility and the borrower has the 'option' to either accept the new imposed fixed rate or repay the loan facility.

Maturity: The date when an investment or borrowing is repaid.

Maturity Structure / Profile: A table or graph showing the amount (or percentage) of debt or investments maturing over a time period.

Minimum Revenue Provision (MRP): An annual provision that the Council is statutorily required to set aside and charge to the Revenue Account for the repayment of debt associated with expenditure incurred on capital assets.

Monetary Policy Committee (MPC): Government Body that sets the Bank Rate. Its primary target is to keep inflation within 1% of a central target of 2%. Its secondary target is to support the Government in maintaining high and stable levels of growth and employment.

Money Market Funds (MMF): Pooled funds which invest in a range of short term assets providing high credit quality and high liquidity.

Non Specified Investment: Investments which fall outside the WG Guidance for Specified investments (below).

Operational Boundary: This linked directly to the Council's estimates of the CFR and estimates of other day to day cash flow requirements. This indicator is based on the same estimates as the Authorised Limit reflecting the most likely prudent but not worst case scenario but without the additional headroom included within the Authorised Limit.

Premiums and Discounts: In the context of local authority borrowing, (a) the premium is the penalty arising when a loan is redeemed prior to its maturity date and (b) the discount is the gain arising when a loan is redeemed prior to its maturity date.

Prudential Code: Developed by CIPFA and introduced in April 2004 as a professional code of practice to support local authority capital investment planning within a clear, affordable, prudent and sustainable framework and in accordance with good professional practice.

Prudential Indicators: Indicators determined by the local authority to define its capital expenditure and asset management framework. They are designed to support and record local decision making in a manner that is publicly accountable; they are not intended to be comparative performance indicators

Public Works Loans Board (PWLB): The PWLB is a statutory body operating within the United Kingdom Debt Management Office, an Executive Agency of HM Treasury. The PWLB's function is to lend money from the National Loans Fund to local authorities and other prescribed bodies, and to collect the repayments.

Quantitative Easing (QE): In relation to the UK, it is the process used by the Bank of England to directly increase the quantity of money in the economy. It does not involve printing more banknotes. Instead, the Bank buys assets from private sector institutions – that could be insurance companies, pension funds, banks or non-financial firms – and credits the seller's bank account. So the seller has more money in their bank account, while their bank holds a corresponding claim against the Bank of England (known as reserves). The end result is more money out in the wider economy.

Retail Price Index (RPI): A monthly index demonstrating the movement in the cost of living as it tracks the prices of goods and services including mortgage interest and rent.

Revenue Expenditure: Expenditure to meet the continuing cost of delivery of services including salaries and wages, the purchase of materials and capital financing charges.

Specified Investments: Term used in the Welsh Assembly Guidance for Local Authority Investments. Investments that offer high security and high liquidity, in sterling and for no more than one year. UK government, local authorities and bodies that have a high credit rating.

Supported Borrowing: Borrowing for which the costs are supported by the government or third party.

Supranational Bonds: Instruments issued by supranational organisations created by governments through international treaties (often called multilateral development banks). The bonds carry an AAA rating in their own right. Examples of supranational organisations are the European Investment Bank, the International Bank for Reconstruction and Development.

Temporary Borrowing: Borrowing to cover peaks and troughs of cash flow, not to fund capital spending.

Term Deposits: Deposits of cash with terms attached relating to maturity and rate of return (Interest).

Treasury Bills (T-Bills): Treasury Bills are short term Government debt instruments and, just like temporary loans used by local authorities, are a means to manage cash flow. They are issued by the Debt Management Office and are an eligible sovereign instrument, meaning that they have an AAA-rating.

Treasury Management Code: CIPFA's Code of Practice for Treasury Management in the Public Services, initially brought in 2003, subsequently updated in 2009 and 2011.

Treasury Management Practices (TMP): Treasury Management Practices set out the manner in which the Council will seek to achieve its policies and objectives and prescribe how it will manage and control these activities.

Unsupported Borrowing: Borrowing which is self-financed by the local authority. This is also sometimes referred to as Prudential Borrowing.

Yield: The measure of the return on an investment instrument.

Mae'r dudalen hon yn wag yn bwrpasol



FLINTSHIRE COUNTY COUNCIL

TREASURY MANAGEMENT

DRAFT ANNUAL REPORT 2020/21

1.00 INTRODUCTION

The Council approved the Treasury Management Strategy 2020/21 (the Strategy) including key indicators, limits and an annual investment strategy on 18th February 2020.

The Strategy was produced based on the 2017 edition of the *CIPFA Treasury Management in the Public Services: Code of Practice*.

The purpose of this report is to review the outcomes from 2020/21 treasury management operations and compare these with the Strategy.

Treasury management comprises the management of the local authority's cash flows, its banking, money market and capital market transactions; the effective control of the risks associated with those activities; and the pursuit of optimum performance consistent with those risks.

2.00 ECONOMIC & INTEREST RATE REVIEW 2020/21

This is provided by Arlingclose Ltd, the Council's treasury management advisors.

2.01 Economic background

The coronavirus pandemic dominated 2020/21, leading to almost the entire planet being in some form of lockdown during the year. The start of the financial year saw many central banks cutting interest rates as lockdowns caused economic activity to grind to a halt. The Bank of England cut the Bank Rate to 0.1% and the UK government provided a range of fiscal stimulus measures, the size of which has not been seen in peacetime.

Some good news came in December 2020 as two COVID-19 vaccines were given approval by the UK Medicines and Healthcare products Regulatory Agency (MHRA). The UK vaccine rollout started in earnest; over 31 million people had received their first dose by 31st March.

A Brexit trade deal was agreed with only days to spare before the 11pm 31st December 2020 deadline, having been agreed with the European Union on Christmas Eve.

The Bank of England (BoE) held Bank Rate at 0.1% throughout the year but extended its Quantitative Easing programme by £150 billion to £895 billion at its November 2020 meeting. In its March 2021 interest rate announcement, the BoE noted that while GDP would remain low in the near-term due to COVID-19 lockdown restrictions, the easing of these measures means growth is expected to recover strongly later in the year. Inflation is forecast to increase in the near-term and while the economic outlook has improved there are downside risks to the forecast, including from unemployment which is still predicted to rise when the

furlough scheme is eventually withdrawn.

Government initiatives supported the economy and the Chancellor announced in the 2021 Budget a further extension to the furlough (Coronavirus Job Retention) scheme until September 2021. Access to support grants was also widened, enabling more self-employed people to be eligible for government help. Since March 2020, the government schemes have helped protect more than 11 million jobs.

Despite the furlough scheme, unemployment still rose. Labour market data showed that in the three months to January 2021 the unemployment rate was 5.0%, in contrast to 3.9% recorded for the same period 12 months ago. Wages rose 4.8% for total pay in nominal terms (4.2% for regular pay) and was up 3.9% in real terms (3.4% for regular pay). Unemployment is still expected to increase once the various government job support schemes come to an end.

Inflation has remained low over the 12 month period. Latest figures show the annual headline rate of UK Consumer Price Inflation (CPI) fell to 0.4% year/year in February, below expectations (0.8%) and still well below the Bank of England's 2% target. The Office for National Statistics' preferred measure of CPIH, which includes owner-occupied housing, was 0.7% year/year (1.0% expected).

After contracting sharply in Q2 (Apr-Jun) 2020 by 19.8% q/q, growth in Q3 and Q4 bounced back by 15.5% and 1.3% respectively. The easing of some lockdown measures in the last quarter of the calendar year enabled construction output to continue, albeit at a much slower pace than the 41.7% rise in the prior quarter. When released, figures for Q1 (Jan-Mar) 2021 are expected to show a decline given the national lockdown.

After collapsing at an annualised rate of 31.4% in Q2, the US economy rebounded by 33.4% in Q3 and then a further 4.1% in Q4. The US recovery has been fuelled by three major pandemic relief stimulus packages totalling over \$5 trillion. The Federal Reserve cut its main interest rate to between 0% and 0.25% in March 2020 in response to the pandemic and it has remained at the same level since. Joe Biden became the 46th US president after defeating Donald Trump.

The European Central Bank maintained its base rate at 0% and deposit rate at -0.5% but in December 2020 increased the size of its asset purchase scheme to €1.85 trillion and extended it until March 2022.

2.02 Financial markets

Monetary and fiscal stimulus helped provide support for equity markets which rose over the period, with the Dow Jones beating its pre-crisis peak on the back of outperformance by a small number of technology stocks. The FTSE indices

performed reasonably well during the period April to November, before being buoyed in December by both the vaccine approval and Brexit deal, which helped give a boost to both the more internationally focused FTSE 100 and the more UK-focused FTSE 250, however they remain lower than their pre-pandemic levels.

Ultra-low interest rates prevailed throughout most of the period, with yields generally falling between April and December 2020. From early in 2021 the improved economic outlook due to the new various stimulus packages (particularly in the US), together with the approval and successful rollout of vaccines, caused government bonds to sell off sharply on the back of expected higher inflation and increased uncertainty, pushing yields higher more quickly than had been anticipated.

The 5-year UK benchmark gilt yield began the financial year at 0.18% before declining to -0.03% at the end of 2020 and then rising strongly to 0.39% by the end of the financial year. Over the same period the 10-year gilt yield fell from 0.31% to 0.19% before rising to 0.84%. The 20-year declined slightly from 0.70% to 0.68% before increasing to 1.36%.

1-month, 3-month and 12-month SONIA bid rates averaged 0.01%, 0.10% and 0.23% respectively over the financial year.

The yield on 2-year US treasuries was 0.16% at the end of the period, up from 0.12% at the beginning of January but down from 0.21% at the start of the financial year. For 10-year treasuries the end of period yield was 1.75%, up from both the beginning of 2021 (0.91%) and the start of the financial year (0.58%).

German bund yields continue to remain negative across most maturities.

3.00 BORROWING REQUIREMENTS AND DEBT MANAGEMENT

3.01 PWLB (Public Works Loans Board) Certainty Rate

The Council qualified for the PWLB Certainty Rate, allowing the authority to borrow at a reduction of 20 basis points on the Standard Rate for a further 12 months from 1st November 2020.

3.02 Borrowing Activity in 2020/21.

The total long term borrowing outstanding, brought forward into 2020/21 was £291.3 million.

	Balance 01/04/2020 £m	Debt Maturing £m	New Debt £m	Balance 31/03/2021 £m
Capital Financing Requirement	350.3	(7.1)	8.5	351.7
Short Term Borrowing	53.0	(53.0)	58.0	58.0
Long Term Borrowing	291.3	(11.7)	9.4	289.0
TOTAL BORROWING	344.3	(64.7)	67.4	347.0
Other Long Term Liabilities	4.5	(0.6)	0.0	3.9
TOTAL EXTERNAL DEBT	348.8	(65.3)	67.4	350.9
Increase/(Decrease in Borrowing (£m))	-	-	2.1	

The Council's Capital Programme is financed by a combination of capital receipts and grants, capital expenditure charged to the revenue account (CERA) and borrowing. The borrowing strategy in recent years, in accordance with advice received from the Council's treasury management advisors, Arlingclose, has been to use existing cash balances and short term borrowing to confirm the long term borrowing requirement. This is to ensure that the Council does not commit to long term borrowing too early and borrow unnecessarily which will be costly. This is balanced against securing low interest costs and achieving cost certainty over the period for which the funds are required so as not to compromise the long term stability of the portfolio.

Short term borrowing continued to be available throughout the year at much lower rates than long term borrowing and was utilised as far as possible without exposing the Council to excessive refinancing risk. The total short term (temporary) borrowing as at 31st March 2021 was £58m with an average rate of 0.10%.

The relative costs and benefits of internal / short term borrowing and long term borrowing were monitored closely, in conjunction with Arlingclose, throughout the year. The Council continues to have a long term borrowing requirement and as PWLB long term rates remained low during the year the following loans were taken out:

Start Date	Maturity Date	Amount	Rate	Loan Type
02 Nov 2020	02 Nov 2057	£1.406m	2.53%	Annuity
16 Dec 2020	16 Dec 2042	£5.0m	1.16%	EIP
9 Feb 2021	9 Feb 2058	£2.553m	1.79%	Annuity

£3.96m of these loans have been on-lent to NEW Homes, the Council's wholly owned subsidiary, to fund the building of affordable homes in Flintshire.

At 31st March 2021, £264.9m of the Council's loans were in the form of fixed rate with the PWLB, £18.95m were variable rate in the form of LOBO's (Lender Option Borrower Option) and £5.15m were interest free loans from the Government, available for specific schemes. The Council's average rate for long term borrowing was 4.61%.

The Council's underlying need to borrow as measured by the Capital Financing Requirement (CFR) as at 31st March 2021 was £351.7m. The Council's total external debt was £350.9m.

3.03 Loans at Variable Rates

The Council repaid its £10m PWLB variable rate loan in May 2020.

3.04 Lender Option Borrower Option loans (LOBOs)

The Council holds £18.95m of LOBOs, loans where the lender has the option to propose an increase in the interest rate at set dates, following which the Council has the option to either accept the new rate or to repay the loan at no additional cost. All of these LOBOs had options during the year, none of which were exercised by the lender.

3.05 Debt Rescheduling

Options for debt rescheduling were explored in conjunction with our treasury management advisors. The premium charged for early repayment of PWLB debt remained relatively expensive for the loans in the Council's portfolio and therefore unattractive for debt rescheduling activity. As a consequence no rescheduling activity was undertaken.

The Corporate Finance Manager, in conjunction with the Council's treasury management advisors, will continue to review any potential opportunities for restructuring the Council's debt in order to take advantage of potential savings as interest rates change and to enhance the balance of the long term portfolio (amend the maturity profile and/or the balance of volatility).

4.00 INVESTMENT ACTIVITY

4.01 Guidance

The Welsh Government's Investment Guidance gives priority to security and liquidity and the Council's aim is to achieve a yield commensurate with these principles.

4.02 Investment Activity in 2020/21

Summary of investments as at 31st March 2021.

Country	Total	<1 month	1 –12 months	>12 months
	£m	%	£m	£m
UK BANKS	4.0	4.0		
UK BUILDING SOCIETIES				
OVERSEAS				
MMF's	22.3	22.3		
LOCAL AUTHORITIES	5.0	5.0		
DMO	20.0	10.00	10.00	
<u>TOTAL</u>	51.3	41.3	10.00	0.0

As none of these investments were greater than three months they are classified as cash in the Council's Balance Sheet.

Security of capital remained the Council's main investment objective. This was maintained by following the Council's counterparty policy as set out in its Strategy for 2020/21. Investments during the year included:

- Deposits with the Debt Management Office
- Deposits with other local authorities
- Investments in AAA-rated Low Volatility Net Asset Value (LVNAV) money market funds
- Call accounts and deposits with banks and building societies

4.03 Credit Risk

The Council assessed and monitored counterparty credit quality with reference to credit ratings; credit default swaps; GDP of the country in which the institution operates; the country's net debt as a percentage of GDP, and share price. The minimum long-term counterparty credit rating determined by the Council for the 2020/21 treasury strategy was A-/A-/A3 across rating agencies Fitch, S&P and Moody's.

4.04 Counterparty Update

After spiking in March 2020, credit default swap spreads declined over the remaining period of the year to broadly pre-pandemic levels, suggesting financial markets consider credit risk in the banking sector to have reduced. The gap in spreads between UK ring fenced and non-ring fenced entities remains with the ring-fenced entities typically benefiting from their lower risk business models and balance sheets.

Credit rating actions to the period ending September 2020 have been covered in previous outturn reports. Subsequent credit developments include Moody's downgrading the UK sovereign rating which then impacted a number of other UK institutions, banks and local government. In the last quarter of the financial year S&P upgraded Clydesdale Bank's rating and revised Barclays outlook to stable (from negative) while Moody's affirmed HSBC's long-term rating.

The vaccine approval and subsequent rollout programme are positive for the financial services sector in general, but there remains much uncertainty around the extent of the losses banks and building societies will suffer due to the economic slowdown from the pandemic. The Council's counterparty list recommended by treasury management advisors Arlingclose remains under constant review, but at the end of the period no changes had been made to the names on the list or the recommended maximum duration of 35 days.

4.05 Liquidity

In keeping with the WG's Guidance on Investments, the Council maintained a sufficient level of liquidity through the use of money market funds and call accounts.

4.06 Yield

The UK Bank Rate remained at 0.10% throughout the year. Short term money market rates also remained at very low levels which continued to have a significant impact on investment income. The low rates of return on the Council's short-dated money market investments reflect prevailing market conditions and the Council's objective of optimising returns commensurate with the principles of security and liquidity.

The Council's budgeted investment income for the year had been prudently estimated at £75k. The average cash balance was £41.1m during the period and interest earned was £12.3k, at an average interest rate of 0.03%. This was offset by reductions in corresponding borrowing costs during the year.

4.07 Loans to NEW Homes

The loans to NEW Homes do not meet the definition of an investment and are not therefore included in the Council's investment figures below. They are classed as capital expenditure.

5.00 COMPLIANCE

The Council can confirm that it has complied with its Prudential Indicators for 2020/21. These were approved by Council as part of the Treasury Management Strategy on 18th February 2020.

In compliance with the requirements of the CIPFA Code of Practice this report provides members with a summary report of the treasury management activity during 2020/21. None of the Prudential Indicators have been breached and a prudent approach has been taken in relation to investment activity with priority being given to security and liquidity over yield.

The treasury function operated within the limits detailed in the Treasury Management Policy and Strategy Statement 2020/21.

6.00 OTHER ITEMS

The following were the main treasury activities during 2020/21

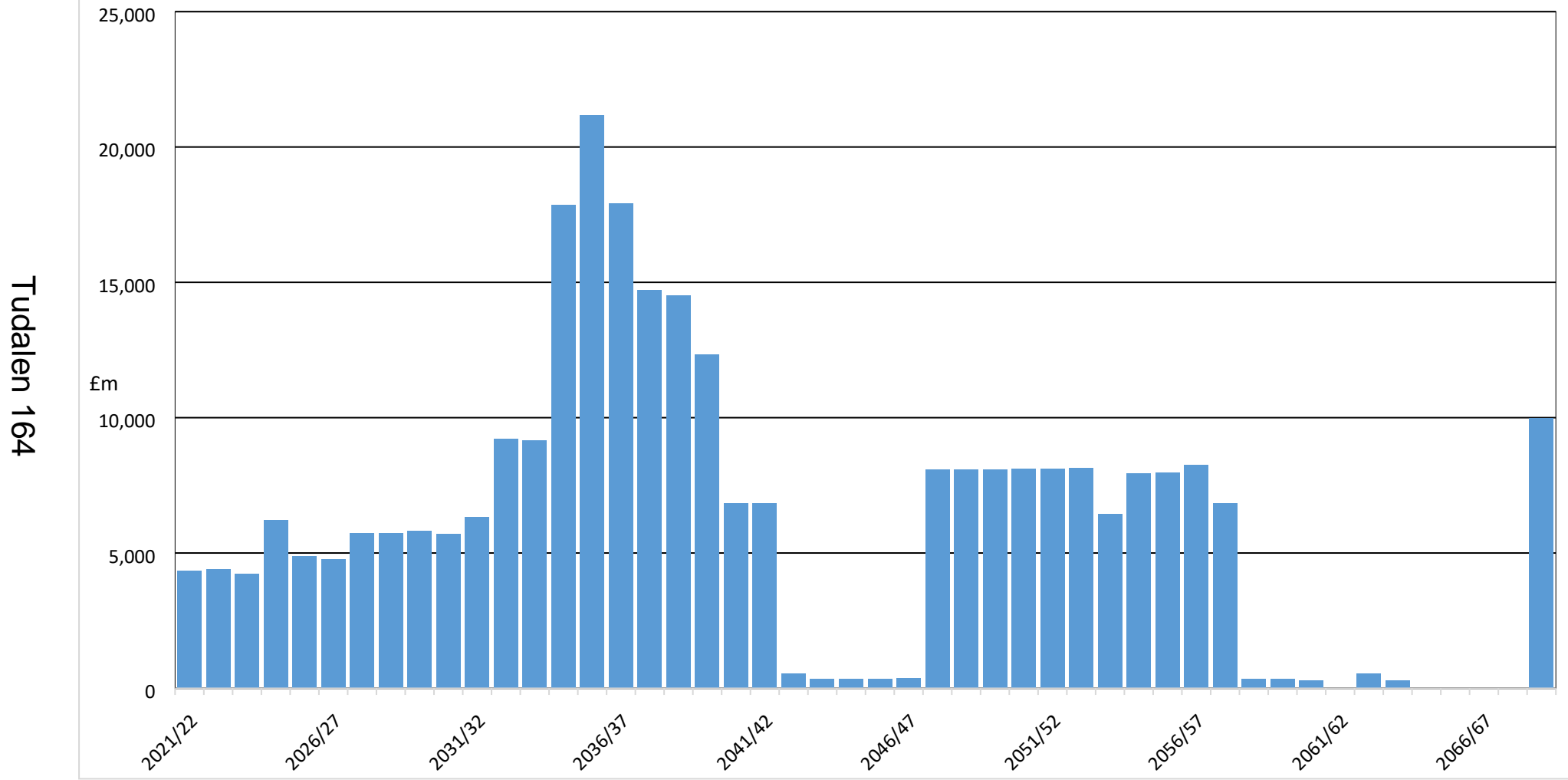
- The Council's Audit Committee received a Mid-Year Report on 18th November 2020.
- Quarterly update reports were presented to the Audit Committee.
- The 2021/22 Investment Strategy Statement was approved by Council on 16th February 2021.
- The Council's cash flow was managed on a daily basis. During the year the Council acted both as a borrower and as a lender and was a net borrower over the year in question. The maximum investments the Authority had on deposit at any one time were £80.5m and the maximum long-term borrowing at any one time was £290.7m.

7.00 CONCLUSION

The treasury management function has operated within the statutory and local limits detailed in the 2020/21 Treasury Management Strategy.

The Policy was implemented in a pro-active manner with security and liquidity as the focus.

Debt Maturity Profile - June 2021



Eitem ar gyfer y Rhaglen 10



CABINET

Date of Meeting	Tuesday, 21 st September 2021
Report Subject	Business Rates – Write Offs
Cabinet Member	Deputy Leader of the Council (Governance) and Cabinet Member for Corporate Management and Assets
Report Author	Chief Officer (Governance)
Type of Report	Operational

EXECUTIVE SUMMARY

Financial Procedure Rules (section 5.2) requires Cabinet to approve any recommendation to write off debts in excess of £25,000. A £103,150 Business Rates debt is considered to be irrecoverable for the Arcadia Group Plc. The company was placed into Administration in December 2020 with debts in excess of £800m owed to creditors and with a £510m deficit in the company pension fund.

The company entered into Liquidation from July 2021. Consequently, there will be few or no assets available for non-preferential creditors. Successful recovery of the business rate debt is no longer possible and a write off is necessary.

RECOMMENDATIONS

1	Approve the write off of the £103,150 business rate debt for the Arcadia Group Plc.
---	---

REPORT DETAILS

1.00	EXPLAINING THE BACKGROUND TO THE REQUEST FOR WRITE OFF
1.01	Arcadia Group PLC were a High Street fashion retailer who traded across the UK and overseas and at its peak had more than 2,500 outlets from over 466 stores, including a retail store located at Broughton Retail Park.
1.02	The company had always paid their Business Rates liability in full and since trading at Broughton Retail Park in 2003, the Arcadia Group had paid in excess of £3.92m in Business Rates up to 2019/20.
1.03	In early 2020, the company announced plans to close multiple stores across the UK and worldwide as a result of rising debts and difficult trading conditions. The impact of the global Coronavirus Pandemic also had a significant impact on the company.
1.04	During 2020/21, the company stopped making Business Rate payments. A summons for non-payment of Business Rates was issued by Mold Magistrates Court on 25 th September 2020 and a realistic payment agreement to pay £51.3k each month was then reached with the company. Two payments of £51.3k were successfully recovered with the last payment being received on 17 th November 2020.
1.05	On the 1 st December 2020 Arcadia went into Administration with debts in excess of £800m owed to creditors and with a £510m deficit in the company pension fund.
1.06	The company continued to trade from December 2020, albeit, under the direction of Deloitte's as administrators although the Broughton Retail store ceased trading and permanently closed on 14 th January 2021.
1.07	A further £37.1k was received from the administrators to cover the Business Rate liability from the 1 st December 2021 to the 14 th January 2021.
1.08	Mazars have now been appointed to oversee the final winding-up process of what remains of the company. The liquidation process could take over a year; and with HMRC being designated a preferential creditor and owed in excess of £44m in unpaid VAT, as a non-preferential creditor there is very little prospect of the Council receiving any further payment in respect of the outstanding Business Rates of £103.1k.

2.00	RESOURCE IMPLICATIONS
2.01	There are no direct financial implications for the Council or local taxpayers by writing off this debt as business rates losses are borne by the National Collection Pool for Wales. As the Collection Pool is supported by Welsh Government, non-payment of rates does though have a wider impact on the Welsh taxpayer.

2.02	Writing off this debt, amounting to a £103.1k loss of income to the National Collection Pool, is being recommended as a last resort and only on the basis that there is no prospect of successfully recovering the debt.
------	--

3.00	IMPACT ASSESSMENT AND RISK MANAGEMENT
-------------	--

3.01	For those businesses who fail to pay, recovery action is always taken to secure payment. Measures include taking legal action to secure a Liability Order at the Magistrates Court, and in certain circumstances, the use of enforcement agents/bailiffs to take control of goods.
------	--

4.00	CONSULTATIONS REQUIRED/CARRIED OUT
-------------	---

4.01	All write offs must be approved by the Corporate Finance Manager, but in the case of write offs over £25,000, Cabinet must make the decision.
------	---

5.00	APPENDICES
-------------	-------------------

5.01	None.
------	-------

6.00	LIST OF ACCESSIBLE BACKGROUND DOCUMENTS
-------------	--

6.01	<ul style="list-style-type: none"> • Local Government Finance Act 1988 • Financial Procedure Rules (section 5.2) • Companies House – Arcadia Group PLC – Company Number 00237511
------	---

7.00	CONTACT OFFICER DETAILS
-------------	--------------------------------

7.01	Contact Officer: David Barnes, Revenues Manager Telephone: 01352 703652 E-mail: david.barnes@flintshire.gov.uk
------	---

8.00	GLOSSARY OF TERMS
-------------	--------------------------

	<p>Business Rates: are a property based local tax on businesses calculated on the rateable value of the property. Although the rate of tax is set by Welsh Government, rates are administered and collected locally by each local authority and paid into a national collection pool for Wales.</p> <p>National Collection Pool for Wales: all business rates are collected and paid into the Welsh Government’s Non-Domestic Rates Collection Pool. Council’s in Wales receive a redistributed share based on a formula set by</p>
--	---

Welsh Government called the Local Government Funding Formula. The formula makes a theoretical comparative judgement on what each council needs according to its population size, its wealth and poverty, and its rurality.

Administration: effectively means a company is taken under the management of an administrator who must be a licensed insolvency practitioner (IP). During the time the company is in administration, the appointed IP will consider whether the company has the potential to trade successfully in the future (often following a period of restructuring), or whether its problems are so serious that the company needs to be liquidated. Once a company enters administration, it is given protection from creditors

Liquidation: is the legal process that occurs when a company becomes insolvent, meaning it cannot meet its payments obligations as and when they become due. The purpose of liquidation is for an appointed liquidator to look into the financial affairs of a company, realise all the assets and then pay a return to creditors so they receive some or all of their money back. However, not all liquidations result in creditors getting money back in the form of a dividend.

Eitem ar gyfer y Rhaglen 11



CABINET

Date of Meeting	Tuesday, 21 st September 2021
Report Subject	Mutual Investment Model (MIM) 21st Century Schools Welsh Education Partnership – Deed of Adherence
Cabinet Member	Leader of the Council & Cabinet Member for Education, and Deputy Leader of the Council (Governance) and Cabinet Member for Corporate Management and Assets
Report Author	Chief Officer (Education and Youth), and Chief Officer (Housing and Assets)
Type of Report	Operational

EXECUTIVE SUMMARY

The purpose of this report is to explain the background and process of a proposed change, a “Deed of Adherence” to the existing agreed Strategic Partnering Agreement (SPA). The SPA facilitates the delivery of education and community facilities through the Welsh Government’s Mutual Investment Model (MIM) and to seek Cabinet approval to enter into the Deed of Adherence.

Subject to appropriate agreement from Continuing Participants (Welsh Councils and Further Education Institutes) the Deed of Adherence will be completed by Welsh Government later in 2021.

RECOMMENDATIONS

1 *In noting the recommendation below it is worded quite specifically by Bevan Brittan the legal advisors to Welsh Government and WEPCo to ensure that all partners to that agreement have a regularised and formally agreed set of wording. This it to ensure consistency across the partnership, who will be submitting broadly similar reports to their respective organisations at or around the same time period:-*

That Cabinet approves the execution, delivery and performance of a supplemental agreement to the Welsh Education Partnership (WEP) Strategic Partnering Agreement (SPA) dated 30th September 2020 (the “Deed of Adherence”) in order that from the date of execution of the Deed

	of Adherence the Joining Participants are able to give effect to and be bound by the terms of the WEP Strategic Partnering Agreement dated 30th September 2020 as a party to it, to facilitate the delivery of a range of infrastructure services and the delivery of education and community facilities.
--	---

REPORT DETAILS

1.00	BACKGROUND
1.01	The Welsh Government, together with Meridiam Investments, have formed the Welsh Education Partnership Company WEPCO Limited (“WEPCo”) and are delivering education and community facilities in Wales, under the Mutual Investment Model (MIM) of the 21st Century Schools Programme.
1.02	In July 2020, Cabinet resolved to enter into a Strategic Partnering Agreement (SPA) with WEPCo to facilitate the delivery of education and community facilities, which is the only platform through which MIM projects within Wales can be delivered.
1.03	The SPA was formed and completed in September 2020 and included Local Authorities and Further Education Institutes (known as participants) who had formally agreed through their governance arrangements to enter into this agreement.
1.04	Following completion of the SPA, other Welsh Local Authorities and Further Education Institutions now have a window within which they may enter into a short, simple supplemental agreement to the SPA, namely a “Deed of Adherence”. This enables them, from the date of execution, to agree with each other person who is, or who becomes a party to the SPA to be bound by the SPA (on the same terms and conditions) as “Joining Participants”.
1.05	As an existing party to the SPA (a “Continuing Participant”) the Council is required, with all other Continuing Participants, to approve and enter into the Deed of Adherence to enable the Joining Participants to become a party to and to be bound by the SPA. There is no requirement to re-execute the SPA.
1.06	Since completion, of the SPA, a further five Local Authorities/Further Education Institutions have expressed a wish to enter into the SPA to enable them to have the option to draw down services from WEPCo.
1.07	By agreeing and entering into the Deed of Adherence the Council as a Continuing Participant is allowing other Welsh Local Authorities and Further Education Institutions, (Joining Participants), the ability to become a party to the SPA and access Band B MIM revenue funding. There are no alternative delivery options for MIM funding.

1.08	The Deed of Adherence is a simple document, where a Joining Participant agrees with the Continuing Participants and WEPCo that with effect from the date of its execution, it is bound by the existing terms of the SPA. Subject to Cabinet agreement this document will be signed by the Chief Officer for Education and Youth as was the original SPA.
1.09	Completion of the Deed of Adherence will not change the terms and conditions of the SPA in any way, apart from adding more named parties to the list of Participants. Joining Participants will enjoy the same benefits from being party to the SPA as the Continuing Participants.
1.10	The addition of these new Participants has no effect on the working capital requirements or the risk profile of WEPCo as adherence of more parties to the SPA only gives the new LA and FEI entrants as Participants the opportunity to access the partnering services to develop up MIM or capital projects in the future.
1.11	Subject to agreement from Continuing Participants, Joining Participants will have the right to join the Strategic Partnering Board. This will have no effect on the operations of the Board other than there will be more Representatives on the Board.
1.12	The Council's current MIM 3-16 project in Mynydd Isa will remain unaffected by an agreement to enter into a Deed of Adherence.

2.00	RESOURCE IMPLICATIONS
2.01	There is no financial impact to the Council in agreeing to the Deed of Adherence as legal fees will be covered by the Welsh Government.
2.02	The Council's current nominated MIM project, the 3-16 campus project in Mynydd Isa, is unaffected by an agreement to enter into a Deed of Adherence.

3.00	IMPACT ASSESSMENT AND RISK MANAGEMENT
3.01	All projects are managed using a risk register. Risks are managed accordingly, and financial risks are managed through a project contingency. Any high level risk which cannot be managed with the projects/programme will be incorporated into the risk register for the Education and Youth Portfolio.

4.00	CONSULTATIONS REQUIRED/CARRIED OUT
4.01	Agreement to a Deed of Adherence is a Cabinet function.

5.00	APPENDICES
5.01	Appendix 1 - Draft Deed of Adherence

6.0	LIST OF ACCESSIBLE BACKGROUND DOCUMENTS
6.01	<p>Link to Cabinet report, 4th July 2020:-</p> <p>https://committeemeetings.flintshire.gov.uk/documents/s59963/21st%20Century%20Schools%20-%20Mutual%20Investment%20Model%20Update.pdf?LLL=0</p>

7.00	CONTACT OFFICER DETAILS
7.01	<p>Contact Officer: Damian Hughes Telephone: 01352 704135 E-mail: damian.hughes@flintshire.gov.uk</p>

8.00	GLOSSARY OF TERMS
8.01	<p>21st Century Schools - Is a collaboration between the Welsh Government (WELSH GOVERNMENT), the Welsh Local Government Association (WLGA) and local authorities. It is a major, long-term and strategic capital investment programme with the aim of creating a generation of 21st century schools in Wales.</p> <p>Capital Funding - Capital funding is usually linked to acquiring or improving a long-term asset such as equipment or buildings.</p> <p>Revenue Funding - Is linked to items that will be used within a year. Examples include salaries, heating, lighting, services and small items of equipment. Routine repairs are revenue expenditures and can include significant repairs that do not extend the life of the asset or do not improve the asset (the repairs merely return the asset to its previous condition).</p> <p>MIM – Mutual Investment Model - MIM is a new form of Public Private Partnership (PPP). MIM is funded by revenue and is an alternative to traditional capital funding.</p> <p>WEPCo – A private Sector Partner and subsidiary of the Development Bank of Wales (known as Welsh Government co) will be required to form WEPCo, which will deliver infrastructure services to Participant (i.e. the Council) in Wales.</p>

DEED OF ADHERENCE

THIS AGREEMENT IS MADE ON [] 2021

AMONG:

- (1) **WEPCO LIMITED**, a company registered in England and Wales (Company Registration Number 12815179) whose registered office is at One Central Square, Cardiff, Wales, CF10 1FS ("**WEPCo**");
- (2) **ISLE OF ANGLESEY COUNTY COUNCIL** of Isle of Anglesey County Council, Council Offices, Llangefni, Anglesey, LL77 7TW;
- (3) **BRIDGEND COUNTY BOROUGH COUNCIL** of Bridgend County Borough Council, Civic Offices, Angel Street, Bridgend CF31 4WB;
- (4) **CAERPHILLY COUNTY BOROUGH COUNCIL** of Ty Penallta, Tredomen, Ystrad Mynach CF82 7PG;
- (5) **THE COUNTY COUNCIL OF THE CITY AND COUNTY OF CARDIFF** of Cardiff County Hall, Atlantic Wharf, Cardiff CF10 4UW;
- (6) **CARMARTHENSHIRE COUNTY COUNCIL** of County Hall, Carmarthen, Carmarthenshire, SA31 1JP;
- (7) **CEREDIGION COUNTY COUNCIL** of Penmorfa, Aberaeron, Ceredigion SA46 0PA
- (8) **CONWY COUNTY BOROUGH COUNCIL** of PO Box 1, Conwy LL30 9GN
- (9) **DENBIGHSHIRE COUNTY COUNCIL** of PO Box 62, Ruthin, LL15 9AZ
- (10) **FLINTSHIRE COUNTY COUNCIL** of County Hall, Raikes Lane, Mold, Flintshire CH7 6ND
- (11) **MONMOUTHSHIRE COUNTY COUNCIL** of County Hall, The Rhadyr, Usk, Monmouthshire NP15 1GA
- (12) **PEMBROKESHIRE COUNTY COUNCIL** of County Hall, Freeman's Way, Haverfordwest, Pembrokeshire, SA61 1TP
- (13) **POWYS COUNTY COUNCIL** of County Hall, Llandrindod Wells, Powys LD1 5LG
- (14) **RHONDDA CYNON TAFF COUNTY BOROUGH COUNCIL** of The Pavilions, Cambrian Park, Clydach Vale, Tonypandy CF40 2XX
- (15) **THE COUNCIL OF THE CITY AND COUNTY OF SWANSEA** of Civic Centre, Oystermouth Road, Swansea SA1 3SN
- (16) **VALE OF GLAMORGAN COUNCIL** of Civic Offices, Holton Road, Barry CF63 4RU
- (17) **WREXHAM COUNTY BOROUGH COUNCIL** of The Guildhall, Wrexham LL11 1AY
- (18) **CARDIFF AND VALE COLLEGE** of One Canal Parade, Dumballs Road, Cardiff CF10 5BF
- (19) **COLEG CEREDIGION** of Park Place, Cardigan, Ceredigion, SA43 1AB
- (20) **COLEG GWENT** of The Rhadyr, Usk NP15 1JX
- (21) **COLEG SIR GAR** of Sandy Road, Pwll, Llanelli, Carmarthenshire SA15 4DN

- (22) **COLEG Y CYMOEDD** of Nantgarw Campus, Heol y Coleg Parc Nantgarw Cardiff CF157QY
- (23) **GOWER COLLEGE SWANSEA** of Tycoch Road, Sketty, Swansea SA2 9EB
- (24) **GRŴP LLANDRILLO MENAI** of Llandudno Road, Rhos on Sea, Conwy LL28 4HZ
- (25) **NEATH PORT TALBOT COLLEGE (KNOWN AS “NPTC GROUP OF COLLEGES”)** of Dwr-y-Felin Road, Neath SA10 7RF
- (26) **THE WELSH MINISTERS** of Crown Buildings, Cathays Park, Cardiff, CF10 3NQ

each of (2) to (26) being the "**Continuing Participants**"; and

- (27) **BRIDGEND COLLEGE** of []
- (28) **BLAENAU GWENT COUNTY BOROUGH COUNCIL** of []
- (29) **GWYNEDD COUNCIL** of []
- (30) **NEWPORT CITY COUNCIL** of []
- (31) **COLEG CAMBRIA** of []

each of (27) to (31) being the "**Joining Participants**"

IT IS AGREED AS FOLLOWS:

1. This Agreement is supplemental to the partnering agreement (the "**WEP Strategic Partnering Agreement**") dated 30 September 2020 between WEPCo and the Continuing Participants.
2. Words and expressions defined in the WEP Strategic Partnering Agreement have the same meanings when used in this Agreement.
3. The Joining Participants hereby agree with each other person who is or who becomes a party to the WEP Strategic Partnering Agreement at today's date that with effect on and from the date of its execution of this Agreement it is bound by the WEP Strategic Partnering Agreement as a Participant.
4. The address and details for notices of the Joining Participants for the purposes of Clause 40 (*Notices*) of the WEP Strategic Partnering Agreement are:

Bridgend College, [NAME, POSITION, EMAIL ADDRESS, FULL ADDRESS]

Blaenau Gwent County Borough Council, [NAME, POSITION, EMAIL ADDRESS, FULL ADDRESS]

Gwynedd Council, [NAME, POSITION, EMAIL ADDRESS, FULL ADDRESS]

Newport City Council, [NAME, POSITION, EMAIL ADDRESS, FULL ADDRESS]

Coleg Cambria, [NAME, POSITION, EMAIL ADDRESS, FULL ADDRESS]

5. For the purpose of Clause 12.1 (*Parties' Representatives*) of the WEP Strategic Partnering Agreement, the respective Joining Participants' Representatives shall be:

Participant	Joining Participant's Representative (name and position)

Bridgend College	
Blaenau Gwent County Borough Council	
Gwynedd Council	
Newport City Council	
Coleg Cambria	

6. For the purpose of Clause 28.5.2 (*Assignment and Sub-Contracting*) of the WEP Strategic Partnering Agreement, the respective Joining Participants' representatives shall be:

Participant	Joining Participant's representative (name, position and address)
Bridgend College	
Blaenau Gwent County Borough Council	
Gwynedd Council	
Newport City Council	
Coleg Cambria	

7. For the purpose of Section 3.2 of Schedule 22 (*Dispute Resolution*) of the WEP Strategic Partnering Agreement, the respective Joining Participants' contact points for escalation shall be:

Participant	Position of Joining Participant's Escalation Contact
Bridgend College	
Blaenau Gwent County Borough Council	
Gwynedd Council	
Newport City Council	
Coleg Cambria	

This Agreement is subject to and shall be construed in accordance with the law of England and Wales.

IN WITNESS WHEREOF the parties have executed this Agreement as a Deed the day and year first above written:

EXECUTED as a Deed but not delivered until)
the first date specified on page 1, by **WEPCO**)
LIMITED acting by its duly authorized)
signatory:)

.....
Director

In the presence of:

Witness Signature:

Name:

Address

EXECUTED as a **DEED**, but not)
delivered until the first date)
specified on page 1, by applying)
the seal of **THE WELSH**)
MINISTERS:)

SEAL

The application of the seal of The
Welsh Ministers is
AUTHENTICATED by:

Signature -----
Name (block
capitals) -----

who is duly authorised for that
purpose by authority of The Welsh
Ministers under section 90(2) of the
Government of Wales Act 2006

Executed as a DEED, but not delivered until the first date specified on page 1, by affixing the common seal of ISLE OF ANGLESEY COUNTY COUNCIL in the presence of:

COMMON SEAL

.....
Authorised Signatory

.....
Name in CAPITALS

.....
Position

.....
Authorised Signatory

.....
Name in CAPITALS

.....
Position

DRAFT

Executed as a DEED, but not delivered until the first date specified on page 1, by affixing the common seal of BRIDGEND COUNTY BOROUGH COUNCIL in the presence of:

COMMON SEAL

.....
Authorised Signatory

.....
Name in CAPITALS

.....
Position

.....
Authorised Signatory

.....
Name in CAPITALS

.....
Position

DRAFT

Executed as a DEED, but not delivered until the first date specified on page 1, by affixing the common seal of CAERPHILLY COUNTY BOROUGH COUNCIL in the presence of:

COMMON SEAL

.....
Authorised Signatory

.....
Name in CAPITALS

.....
Position

.....
Authorised Signatory

.....
Name in CAPITALS

.....
Position

DRAFT

Executed as a DEED, but not delivered until the first date specified on page 1, by affixing the common seal of FLINTSHIRE COUNTY COUNCIL in the presence of:

COMMON SEAL

.....
Authorised Signatory

.....
Name in CAPITALS

.....
Position

.....
Authorised Signatory

.....
Name in CAPITALS

.....
Position

DRAFT

Executed as a DEED, but not delivered until the first date specified on page 1, by affixing the common seal of COLEG GWENT in the presence of:

COMMON SEAL

.....
Authorised Signatory

.....
Name in CAPITALS

.....
Position

.....
Authorised Signatory

.....
Name in CAPITALS

.....
Position

DRAFT

Executed as a DEED, but not delivered until the first date specified on page 1, by affixing the common seal of COLEG Y CYMOEDD in the presence of:

COMMON SEAL

.....
Authorised Signatory

.....
Name in CAPITALS

.....
Position

.....
Authorised Signatory

.....
Name in CAPITALS

.....
Position

DRAFT

Executed as a DEED, but not delivered until the first date specified on page 1, by affixing the common seal of GRŴP LLANDRILLO MENAI in the presence of:

COMMON SEAL

.....
Authorised Signatory

.....
Name in CAPITALS

.....
Position

.....
Authorised Signatory

.....
Name in CAPITALS

.....
Position

DRAFT

Executed as a DEED, but not delivered until the first date specified on page 1, by affixing the common seal of NPTC GROUP OF COLLEGES in the presence of:

COMMON SEAL

.....
Authorised Signatory

.....
Name in CAPITALS

.....
Position

.....
Authorised Signatory

.....
Name in CAPITALS

.....
Position

DRAFT

Executed as a DEED, but not delivered until the first date specified on page 1, by affixing the common seal of VALE OF GLAMORGAN COUNCIL in the presence of:

COMMON SEAL

.....
Authorised Signatory

.....
Name in CAPITALS

.....
Position

.....
Authorised Signatory

.....
Name in CAPITALS

.....
Position

DRAFT

Executed as a DEED, but not delivered until the first date specified on page 1, by affixing the common seal of THE COUNCIL OF THE CITY AND COUNTY OF SWANSEA in the presence of:

COMMON SEAL

.....
Authorised Signatory

.....
Name in CAPITALS

.....
Position

.....
Authorised Signatory

.....
Name in CAPITALS

.....
Position

DRAFT

Executed as a DEED, but not delivered until the first date specified on page 1, by affixing the common seal of COUNTY COUNCIL OF THE CITY AND COUNTY OF CARDIFF in the presence of:

COMMON SEAL

.....
Authorised Signatory

.....
Name in CAPITALS

.....
Position

.....
Authorised Signatory

.....
Name in CAPITALS

.....
Position

DRAFT

Executed as a DEED, but not delivered until the first date specified on page 1, by affixing the common seal of CARMARTHENSHIRE COUNTY COUNCIL in the presence of:

COMMON SEAL

.....
Authorised Signatory

.....
Name in CAPITALS

.....
Position

.....
Authorised Signatory

.....
Name in CAPITALS

.....
Position

DRAFT

Executed as a DEED, but not delivered until the first date specified on page 1, by affixing the common seal of CEREDIGION COUNTY COUNCIL in the presence of:

COMMON SEAL

.....
Authorised Signatory

.....
Name in CAPITALS

.....
Position

.....
Authorised Signatory

.....
Name in CAPITALS

.....
Position

DRAFT

Executed as a DEED, but not delivered until the first date specified on page 1, by affixing the common seal of CONWY COUNTY BOROUGH COUNCIL in the presence of:

COMMON SEAL

.....
Authorised Signatory

.....
Name in CAPITALS

.....
Position

.....
Authorised Signatory

.....
Name in CAPITALS

.....
Position

DRAFT

Executed as a DEED, but not delivered until the first date specified on page 1, by affixing the common seal of MONMOUTHSHIRE COUNTY COUNCIL in the presence of:

COMMON SEAL

.....
Authorised Signatory

.....
Name in CAPITALS

.....
Position

.....
Authorised Signatory

.....
Name in CAPITALS

.....
Position

DRAFT

Executed as a DEED, but not delivered until the first date specified on page 1, by affixing the common seal of PEMBROKESHIRE COUNTY COUNCIL in the presence of:

COMMON SEAL

.....
Authorised Signatory

.....
Name in CAPITALS

.....
Position

.....
Authorised Signatory

.....
Name in CAPITALS

.....
Position

DRAFT

Executed as a DEED, but not delivered until the first date specified on page 1, by affixing the common seal of POWYS COUNTY COUNCIL in the presence of:

COMMON SEAL

.....
Authorised Signatory

.....
Name in CAPITALS

.....
Position

.....
Authorised Signatory

.....
Name in CAPITALS

.....
Position

DRAFT

Executed as a DEED, but not delivered until the first date specified on page 1, by affixing the common seal of RHONDDA CYNON TAFF COUNTY BOROUGH COUNCIL in the presence of:

COMMON SEAL

.....
Authorised Signatory

.....
Name in CAPITALS

.....
Position

.....
Authorised Signatory

.....
Name in CAPITALS

.....
Position

DRAFT

Executed as a DEED, but not delivered until the first date specified on page 1, by affixing the common seal of CARDIFF AND VALE COLLEGE in the presence of:

COMMON SEAL

.....
Authorised Signatory

.....
Name in CAPITALS

.....
Position

.....
Authorised Signatory

.....
Name in CAPITALS

.....
Position

DRAFT

Executed as a DEED, but not delivered until the first date specified on page 1, by affixing the common seal of DENBIGHSHIRE COUNTY COUNCIL in the presence of:

COMMON SEAL

.....
Authorised Signatory

.....
Name in CAPITALS

.....
Position

.....
Authorised Signatory

.....
Name in CAPITALS

.....
Position

DRAFT

Executed as a DEED, but not delivered until the first date specified on page 1, by affixing the common seal of COLEG SIR GAR in the presence of:

COMMON SEAL

.....
Authorised Signatory

.....
Name in CAPITALS

.....
Position

.....
Authorised Signatory

.....
Name in CAPITALS

.....
Position

DRAFT

Executed as a DEED, but not delivered until the first date specified on page 1, by affixing the common seal of COLEG CEREDIGION in the presence of:

COMMON SEAL

.....
Authorised Signatory

.....
Name in CAPITALS

.....
Position

.....
Authorised Signatory

.....
Name in CAPITALS

.....
Position

DRAFT

Executed as a DEED, but not delivered until the first date specified on page 1, by affixing the common seal of WREXHAM COUNTY BOROUGH COUNCIL in the presence of:

COMMON SEAL

.....
Authorised Signatory

.....
Name in CAPITALS

.....
Position

.....
Authorised Signatory

.....
Name in CAPITALS

.....
Position

DRAFT

Executed as a DEED, but not delivered until the first date specified on page 1, by affixing the common seal of GOWER COLLEGE SWANSEA in the presence of:

COMMON SEAL

.....
Authorised Signatory

.....
Name in CAPITALS

.....
Position

.....
Authorised Signatory

.....
Name in CAPITALS

.....
Position

DRAFT

Executed as a DEED, but not delivered until the first date specified on page 1, by affixing the common seal of BRIDGEND COLLEGE in the presence of:

COMMON SEAL

.....
Authorised Signatory

.....
Name in CAPITALS

.....
Position

.....
Authorised Signatory

.....
Name in CAPITALS

.....
Position

DRAFT

Executed as a DEED, but not delivered until the first date specified on page 1, by affixing the common seal of NEWPORT CITY COUNCIL in the presence of:

COMMON SEAL

.....
Authorised Signatory

.....
Name in CAPITALS

.....
Position

.....
Authorised Signatory

.....
Name in CAPITALS

.....
Position

DRAFT

Executed as a DEED, but not delivered until the first date specified on page 1, by affixing the common seal of COLEG CAMBRIA in the presence of:

COMMON SEAL

.....
Authorised Signatory

.....
Name in CAPITALS

.....
Position

.....
Authorised Signatory

.....
Name in CAPITALS

.....
Position

DRAFT

Executed as a DEED, but not delivered until the first date specified on page 1, by affixing the common seal of BLAENAU GWENT COUNTY BOROUGH COUNCIL in the presence of:

COMMON SEAL

.....
Authorised Signatory

.....
Name in CAPITALS

.....
Position

.....
Authorised Signatory

.....
Name in CAPITALS

.....
Position

DRAFT

Executed as a DEED, but not delivered until the first date specified on page 1, by affixing the common seal of GWYNEDD COUNCIL in the presence of:

COMMON SEAL

.....
Authorised Signatory

.....
Name in CAPITALS

.....
Position

.....
Authorised Signatory

.....
Name in CAPITALS

.....
Position

DRAFT

Mae'r dudalen hon yn wag yn bwrpasol

Eitem ar gyfer y Rhaglen 12



FORMAL CABINET MEETING

Date of Meeting	Tuesday 21 st September 2021
Report Subject	Estyn Thematic Review Update
Cabinet Member	Leader of the Council and Cabinet Member for Education
Report Author	Chief Officer (Education & Youth)
Type of Report	Operational

EXECUTIVE SUMMARY

During the autumn term of 2020, the Welsh Government asked Estyn to undertake a thematic review of the work undertaken by the education departments of each council in Wales to support their learning communities in schools and pupil referral units (PRUs) during the period from March to October 2020. Estyn made five key recommendations for the Welsh Government and councils to address.

Flintshire's first review letter, received in January 2021, was very positive and was included as part of the documentation relating to the Education Portfolio's annual self-evaluation process. This was reviewed by Cabinet and the Education, Youth and Culture Overview and Scrutiny Committee earlier in the year.

During the summer term of 2021, Estyn conducted follow up reviews with all councils in Wales to consider the progress being made against their initial recommendations in the national thematic review. The evidence was gathered through meetings with senior managers of the portfolio and GwE core lead officers and triangulated with schools through Estyn's regular engagement meetings with Headteachers.

That review has now culminated in a second letter to the Chief Executive which provides a high degree of assurance that the Portfolio has continued to work effectively through its own resources, and through its support for schools in partnership with GwE, to ensure quality educational provision for learners, particularly those who are considered to be the most vulnerable. The letter contains feedback on the Council's response to the five recommendations.

This feedback from Estyn does not need an official response from the Council as the work undertaken was a thematic review, not an inspection under the normal regulatory frameworks.

RECOMMENDATIONS

1	Cabinet acknowledges the effective work of the Education Portfolio, in conjunction with the regional school improvement service GwE, in ensuring Flintshire learners continued to receive effective educational provision through the Covid-19 pandemic.
2	Cabinet notes the positive progress made against each of the five Estyn recommendations in the national thematic review by the Education Portfolio and schools.
3.	Cabinet requests that the assurance letter is considered by the Education, Youth and Culture Overview and Scrutiny Committee.

REPORT DETAILS

1.00	EXPLAINING THE ESTYN THEMATIC REVIEW LETTER
1.01	<p>During the autumn term 2020, the Welsh Government asked Estyn to undertake a review of local authorities' work in supporting their learning communities, and particularly vulnerable learners in schools and pupil referral units (PRUs), during the period from March to October 2020.</p> <p>The evidence for this review was based on virtual meetings with officers, the Cabinet Member for Education, the Chair of the Education, Youth and Culture Committee and a sample of schools and PRUs. Estyn also considered the supporting documentation provided by the local authority and the feedback from surveys of school/PRU leaders, governors, teachers and support staff, parents and pupils. The feedback from the 22 local authorities culminated in a national report back to Welsh Government.</p> <p>The report focused specifically on two aspects:</p> <ul style="list-style-type: none">• Promoting learning – the quality of the learning offer and how has this been supported through further guidance and professional learning?• Supporting vulnerable pupils – how did the local authority targeted services and support to vulnerable pupils to support them to engage in learning? What barriers still exist? <p>The national report was published in January 2021 and a link to it is included within the list of accessible documents at Section 6 of this report.</p> <p>Each Council also received an individual letter outlining Estyn's view of its response to those two key aspects in the early stage of the pandemic. This letter was previously shared with Cabinet as part of the Portfolio's annual self-evaluation report.</p>

1.02	<p>Within the national report, Estyn made five recommendations for the Welsh Government to work with regional consortia, local authorities and other partners and providers. These recommendations were:</p> <p>R1 Urgently address barriers to learning at home, particularly where this is due to a lack of access to suitable computers or adequate connectivity</p> <p>R2 Improve the quality of the distance and blended learning experiences for pupils by supporting more effective teaching across and within schools and PRUs</p> <p>R3 Develop a coherent approach to improve progress in literacy, numeracy and personal and social skills of vulnerable pupils disproportionately affected by the pandemic, for example pupils eligible for free school meals</p> <p>R4 Establish strategies to monitor and address the long-term impact of the pandemic on the physical and mental health of pupils</p> <p>R5 Create opportunities to take stock and evaluate the impact of policies and practices developed since the start of the pandemic to inform future ways of working and curriculum design</p>
1.03	<p>During the summer term of 2021, Estyn conducted follow up reviews with all councils in Wales to consider the progress being made against their recommendations in the thematic review. The evidence was gathered through meetings with senior managers of the portfolio and GwE core lead officers and triangulated with schools through Estyn’s regular engagement meetings with Headteachers.</p> <p>That review has now culminated in a second letter to the Chief Executive which provides a high degree of assurance that the Portfolio has continued to work effectively in providing support for schools and vulnerable learners, to ensure quality educational provision was delivered through the second stage of the pandemic.</p> <p>The letter sets out the Council’s progress against each of the five recommendations and can be viewed at Appendix 1. The letter is a positive endorsement of the work of the Education Portfolio within areas for which it has strategic responsibility and also in its partnership approach to supporting schools with the regional school improvement service, GwE.</p>
1.04	<p>This feedback from Estyn does not need an official response from the Council as the work undertaken was a thematic review, not an inspection under the normal regulatory frameworks. There is no need for the production of any follow up action plan. The priorities outlined in the five recommendations will be absorbed now into the ‘business as usual’ for the Portfolio and schools when they reopen in September.</p> <p>The normal regulatory framework for the inspection of Local Government Education Services will restart from September 2021. Flintshire has already been inspected on this framework (June 2019) and the recommendations from that full inspection are embedded in the Council Plan and the Portfolio Business Plan.</p>

2.00	RESOURCE IMPLICATIONS
2.01	There are no specific resource implications arising from this report.

3.00	IMPACT ASSESSMENT AND RISK MANAGEMENT
3.01	N/A

4.00	CONSULTATIONS REQUIRED/CARRIED OUT
4.01	N/A

5.00	APPENDICES
5.01	Estyn Letter.pdf

6.00	LIST OF ACCESSIBLE BACKGROUND DOCUMENTS
6.01	LA consortia support for schools and PRU.pdf

7.00	CONTACT OFFICER DETAILS
7.01	Contact Officer: Claire Homard Chief Officer Education & Youth Telephone: 01352 704190 E-mail: claire.homard@flintshire.gov.uk

8.00	GLOSSARY OF TERMS
	Estyn – Her Majesty’s Inspectorate for Education and Training in Wales

20.07.21

Dear Colin Everett

The purpose of this letter is to provide you with an overview of the progress you have made in relation to recommendations from the overarching thematic report we published in January. The narrative reflects the information and views you shared with our link inspectors during their engagements with you throughout the term,

The thematic identified five recommendations for the Welsh Government and recognised that a whole system approach was needed to address these. The first three recommendations were more immediate and urgent in nature, whilst the last two recommendations will take longer to address. From our discussions with you, feedback from learners and our engagement work with schools, it is clear that, through collaboration, progress was made across Wales in equipping schools and learners to provide better remote learning experiences during the second lockdown.

In line with our new approach for thematic reports, we will be writing to the Welsh Government in early 2022 to seek feedback on the work they have done to address the recommendations we made to them.

We hope you will find this summary a helpful affirmation of the work that you have done to support your learners and learning communities during the last six months.

R1 Urgently address barriers to learning at home, particularly where this is due to a lack of access to suitable computers or adequate connectivity

The local authority has continued to work with schools and partners to address barriers to digital learning. It has formalised its response to digital disadvantage through work with the Hwb Programme Board to ensure that there is a long-term focus on providing distance learning for all. This work has included the procurement and distribution of around seven thousand devices to learners in Flintshire. The local authority has also mapped out connectivity needs in response to phase one of a national strategy to improve digital provision in schools. This has enabled the authority to prioritise and address needs. For example, in one high school where there were connectivity issues, the bandwidth has been increased so that the school can now meet user demand. In addition, the Hwb Programme Board have agreed to continue to use funding from the Welsh Government grant for licenses for WI-FI dongles for disadvantaged learners for an extended period.

Flintshire staff continue to provide bespoke and flexible support for vulnerable learners in a variety of ways. For example, they have developed videos to support families of learners that are new to the English language to engage with digital learning. They have also worked with schools to ensure that onsite education is accessible to those for whom digital learning is not the most appropriate mode of delivery.

In partnership with GwE, the local authority has provided a package of training and support for schools to strengthen their capacity to provide distance learning through the use of digital technology. This contributed positively to a rapid and sustainable upskilling of the workforce. The local authority has provided funding for schools to collaborate to develop and share digital learning practice. Both the local authority and GwE believe that this strategy has been successful in reducing variability in the range and quality of provision.

The local authority has supported learners to engage in learning both in and out of schools through its youth work provision. For example, the authority's youth work immersion strategy which includes the deployment of trained youth workers within schools has enabled vulnerable learners to receive support both at schools and via its open access youth provision. This enables these learners to access support that they would not otherwise receive.

In partnership with school staff, the local authority identified the importance of the 'community' aspect of the immersion youth worker role. There is an appreciation that what happens in the community affects relationships and behaviours within the school environment. The knowledge that the immersion youth worker has of the needs of young people and wider contextual issues enables them to make connections to wider community resources and pro-social activities.

Generally, the local authority feels that levels of learner engagement have been positive in Flintshire throughout the pandemic. They also identify that variability in engagement levels span all types of schools and families from all types of socio-economic backgrounds. Estyn's engagement with schools suggests that, on balance, learners from disadvantaged backgrounds have found engagement with learning more challenging than their peers.

R2 Improve the quality of the distance and blended learning experiences for pupils by supporting more effective teaching across and within schools and PRUs

The local authority, in partnership with GwE, has provided useful strategic and practical support to help schools to offer distance and blended learning experiences. This includes a regional learning hub that hosts resources developed and quality assured by schools and regional officers.

Local authority and GwE officers liaise with schools about their processes to monitor provision and planning. In a few instances, officers have been able to sit in on digital lessons to get first-hand experience of the learning offer. In these instances, they have spoken positively about schools' work.

Over time, and particularly in the secondary sector, distance learning has moved increasingly towards live lessons delivered digitally. Local authority and regional officers feel that this has enabled teachers to monitor learners' progress more

effectively than at other points in the pandemic where monitoring tended to focus on levels of engagement. A few schools have engaged in shared, supportive observations through a 'chaperone' system. They have shared the outcomes of their work with school improvement advisers. There is a strong sense that education professionals have shown a commitment to sharing things that work well within and beyond their schools, for example through the development of agreed protocols for live lessons.

Overall, arrangements to monitor the provision of teaching and learning experiences have enabled the local authority to have a sound understanding of the blended learning offer provided by its schools. It remains a challenge to evaluate comprehensively the impact that distance learning has had on learners' progress. However, since Easter, school improvement advisers and other local authority service providers have begun to re-engage in face-to-face activities with schools. This engagement is beginning to support schools to evaluate the impact of their provision on learners' progress, for example a few schools have discussed the outcomes of their activities to monitor standards in pupils' books. During their face-to-face engagement with schools, improvement advisers and local authority staff also discuss arrangements to support learners that are reluctant to reengage in education.

R3 Develop a coherent approach to improve progress in literacy, numeracy and personal and social skills of vulnerable pupils disproportionately affected by the pandemic, for example pupils eligible for free school meals

Many aspects of the local authority's response to recommendations one and two are part of their joined-up approach to the progress of pupils disproportionately affected by the pandemic. For example, the provision of suitable digital technology that ensures access to appropriate distance learning experiences. In addition, the local authority, in partnership with GwE, has focussed on providing a balance of bespoke support for schools and facilitating the dissemination of effective practice to support improved literacy, numeracy and personal and social skills of vulnerable pupils. It has also drawn upon the full breadth of its services to support learners to develop these skills, for example through its youth work provision.

The local authority has taken extensive measures to ensure that learning is accessible to those most disproportionately affected by the pandemic, for example by supporting vulnerable learners to attend school during lockdown. Through its monitoring activity, the local authority has identified the need to support early entitlement settings, particularly to provide help for learners with additional learning needs. It has introduced a commercial training package with twelve selected schools to support the development of learners' speaking skills. Plans are in place to expand this programme across a greater number of schools. The authority's Welsh in Education Team have produced additional resources to support oracy development to help learners reengage with the Welsh language. Additional plans are in place to

support crucial aspects of learners' wellbeing. These include work with resources from the School Health Research Network and plans for a school holiday enrichment programme.

Recently, officers from the local authority and GwE have restarted visits to schools. These engagements now include discussions about learners that did not engage well with schooling during periods of lockdown. They are working with schools to identify the best way forward for these learners. The local authority is also broadening its provision for education other than at school to support those key stage 2 pupils that are reluctant to return to school.

Local authority officers are keen to avoid terminology that emphasises a deficit model in pupils' learning and progress, for example 'catch-up' or 'lost learning'. Instead, they are promoting the positive learning that has occurred during the pandemic and looking to help schools to support all learners to move forward from their current position as well as they can.

R4 Establish strategies to monitor and address the long-term impact of the pandemic on the physical and mental health of pupils

Throughout the period of the pandemic, the local authority has worked strategically to support collaboration between education services and other departments and external services. This collaboration has been beneficial in many ways including helping local authority officers to keep all aspects of its provision for learners under regular review. For example, partnership work with GwE to map out local and regional interventions is helping the local authority to consider the impact that its work is having on supporting the mental health of pupils and to identify gaps in its current offer.

The local authority has established an 'Emotional Wellbeing Steering Group' to guide its work. This group draws on a range of evidence to inform decisions and practice. This evidence includes pupil, school and local authority level data. The authority is continuing to refine its data collection procedures in relation to pupils' physical and mental health. Through the development of its data management system, the authority is planning to identify emotionally based school avoidance (EBSA) cases. It is organising training for the educational welfare team to help them to meet the needs of identified learners. In addition, arrangements are in place to monitor referrals for counselling, nurture provision and to gauge the impact of training that has been offered to schools for programmes such as those that support the development of pupils' emotional literacy.

The local authority is engaging positively with Welsh Government's framework on embedding a whole-school approach to emotional and mental wellbeing. This includes early exploration of an assessment tool that is being developed by Public Health Wales and investment in the National Nurturing School Programme which has an element of built in monitoring. Local authority officers are planning to work

with schools to trial a nurture screening tool that will provide them with an additional source of data. They continue to promote the use of the School Health Research Network across Flintshire's schools. There are firm partnership arrangements in place with AURA, the independent leisure provider for Flintshire, to support active learning through the provision of school-based lessons and out of school programmes.

Provision to meet the physical and mental health need of pupils appears to be central to the authority's strategic approach moving forward.

R5 Create opportunities to take stock and evaluate the impact of policies and practices developed since the start of the pandemic to inform future ways of working and curriculum design

The local authority has adapted its arrangements to evaluate its own work. It has undertaken an evaluation for each service area within the education portfolio, to identify what has worked well and opportunities for improvement. Each service has produced a report that identifies how it has responded and changed as a result of the pandemic. In turn, these service reports have been summarised in a composite document that has gone to the local authority's cabinet and education scrutiny committee for consideration and has informed the overall council plan as Flintshire moves forward. There is also a specific short-term recovery plan for the education portfolio. This suggests that there is an overall strategic approach to support the authority to evaluate policies and practices.

Specific evaluation work that is beginning to have an impact includes that of key policies and practices such as EOTAS (education other than at school) provision. As a result of this evaluation, the authority has identified the need to broaden its provision for education other than at school across key stage 2. It is taking steps to address this identified gap. As a result of a pupil behaviour review, the authority identified the negative connotations of referring to pupils as needing behaviour support. They have refined the tone of this provision by referring to it as 'nurture' provision which will be delivered under the guidance of the pupil referral unit.

The local authority plans to further develop arrangements to support staff wellbeing, particularly that of school leaders. The recent, regular digital interaction has been well received by school leaders overall. The local authority is planning for an autumn conference for school leaders as things return to more of a normal footing.

Both the local authority and GwE are very positive about gains made in relation to curriculum design, especially the general development in the capacity of schools and learners to work digitally. They are also very positive about increased levels of collaboration between schools and this is something they will continue to facilitate.

All schools are being asked to complete a written evaluation of the teaching and learning that has taken place through the pandemic period. The intention is to learn

and share lessons about strengths and areas for development that have emerged during the period of the pandemic.

Officers from the local authority and GwE feel that the use of stakeholder feedback has developed as an influential strength during recent times. It has enabled schools to make adaptations to their learning offer, for example to the organisation of the school day. Local arrangements provide a platform for school leaders to share this information with other schools.

Thank you for your work and for your ongoing professional dialogue with our inspectors.

Regards,



Jassa Scott
Strategic Director

Eitem ar gyfer y Rhaglen 13



CABINET

Date of Meeting	Tuesday 21 st September 2021
Report Subject	Council Tax Premium Scheme for Second Homes and Long-term Empty Properties
Cabinet Member	Deputy Leader of the Council (Governance) and Cabinet Member for Corporate Management and Assets
Report Author	Chief Officer (Governance)
Type of Report	Operational

EXECUTIVE SUMMARY

Section 12 of the Local Government Finance Act 1992 provides Local Authorities in Wales with discretionary powers to charge, or vary, a Council Tax premium of up to 100% above the standard rate of Council Tax on certain classes of second homes and long-term empty properties. Council first made a determination in March 2016 (giving statutory 12 months' notice) to introduce a scheme from April 2017 and to raise a Premium of 50% on both second homes and long-term empty properties.

Since then, Council has resolved each year to continue with the scheme but with no change to the Premium levels.

This report sets out the key considerations if Cabinet consider it appropriate to vary the levels of the premium from 2022/23.

RECOMMENDATIONS

1	Cabinet are asked to consider the level of the Council Tax premium and determine whether to recommend to full Council the continuation of the current policy of charging 50% or undertake a further review and decide whether the premium level should be amended, and if so, at what level.
2	If Cabinet support a review of the Premium scheme, Cabinet is also asked to endorse carrying out a full public consultation prior to recommending any changes to full Council.

REPORT DETAILS

1.00	EXPLAINING THE COUNCIL TAX PREMIUM SCHEME
1.01	Following the introduction of the Housing (Wales) Act 2014, Cabinet and Full Council in March 2016 agreed to introduce a Council Tax premium charge of 50% for dwellings designated as being periodically occupied (usually referred to as second homes) or long-term empty properties. The Council was required to make its first determination to introduce a scheme at least one year before the start of the financial year to which it relates. In other words, the scheme to charge a 50% premium took effect from 1 st April 2017.
1.02	Since then, Council has resolved each year to continue with the scheme but with no change to the Premium levels. This report sets out the key considerations if Cabinet consider it appropriate to vary the levels of the premium from 2022/23.
1.03	<p>In summary, Cabinet is asked to determine:</p> <ul style="list-style-type: none"> • Whether the premium should be reduced, remain the same or be increased and to what percentage levels? • Whether the premium level should remain the same for both long term empty properties and second homes or should different percentage rates apply?
1.04	Section 12 of the Local Government Finance Act stipulates that Council must also have regard to the guidance issued by Welsh Government and the need to carry out equality impact assessments, consultation with key stakeholders and the electorate, before taking a decision to vary/increase the premium level.
1.05	A billing authority can make, vary or revoke a determination made under sections 12A and 12B of the 1992 Act, but only before the beginning of the financial year to which the determination applies. Local Authorities ultimately have discretion to decide on the amount of the premium up to a maximum of 100% of the standard rate of Council Tax that applies to second homes and/or long term empty dwellings.
1.06	<p>When considering whether or not to amend the premium levels, the discretion given to Local Authorities to charge a premium is intended to be a tool to help Local Authorities to:</p> <ul style="list-style-type: none"> • bring long-term empty homes back into use to provide safe, secure and affordable homes; and • increase the supply of affordable housing and enhance the sustainability of local communities.
1.07	<p>If Cabinet is inclined to vary the level of the premium, other key considerations should be based on local housing needs, including:</p> <ul style="list-style-type: none"> • Numbers and percentages of long-term empty homes or second homes in the area;

	<ul style="list-style-type: none"> • Distribution of long-term empty homes or second homes and other housing throughout the authority and an assessment of their impact on property values in particular areas; • Potential impact on local economies and the tourism industry; • Patterns of demand for, and availability of, affordable homes; • Potential impact on local public services; • Potential impact on the local community; • Other measures that are available to authorities to increase housing supply; • Other measures that are available to authorities to help bring empty properties back into use. 																																	
1.08	<p>There are circumstances where a premium does not apply, or only applies after a specified time period, and this is designated by 'exception classes' as detailed below. Class 1-4 applies to both long term empty homes and second homes but Class 5-7 applies only to second homes:</p> <ul style="list-style-type: none"> • Class 1 – Properties being marketed for sale (time limited exception for a period of up to 12 months); • Class 2 – Properties being marketed for let (time limited exception for a period of up to 12 months); • Class 3 – Annexes forming part of, or being treated as part of the main property • Class 4 – Properties which would be someone's sole and main residence if they were not residing in Armed Forces accommodation; • Class 5 – Occupied caravan pitches and boat moorings where the caravan or boat currently has no resident but when next in use will be a person's main residence; • Class 6 – Seasonal properties where all year round occupation is prohibited by planning conditions; • Class 7 – Job related properties where a property is left empty because the person in relation to the dwelling is now resident in another dwelling which is 'job-related' (as defined by Regulations). 																																	
1.09	<p>The latest analysis of properties shows a total of 772 properties are currently subject to the 50% premium charge, consisting of 605 long term empty properties and 167 second homes. This equates to 1.1% of all domestic properties being liable for the premium charge.</p> <p>It is also important to note that a significant proportion of properties subject to the premium are in the lower property banded range.</p> <table border="1" data-bbox="311 1751 1394 2011"> <thead> <tr> <th></th> <th>Band A</th> <th>Band B</th> <th>Band C</th> <th>Band D</th> <th>Band E</th> <th>Band F</th> <th>Band G</th> <th>Band H</th> <th>Band I</th> <th>Total</th> </tr> </thead> <tbody> <tr> <td>Long Term Empty Properties</td> <td>89</td> <td>113</td> <td>166</td> <td>84</td> <td>80</td> <td>41</td> <td>16</td> <td>6</td> <td>10</td> <td>605</td> </tr> <tr> <td>Second Homes</td> <td>28</td> <td>33</td> <td>33</td> <td>28</td> <td>28</td> <td>12</td> <td>3</td> <td>1</td> <td>1</td> <td>167</td> </tr> </tbody> </table>		Band A	Band B	Band C	Band D	Band E	Band F	Band G	Band H	Band I	Total	Long Term Empty Properties	89	113	166	84	80	41	16	6	10	605	Second Homes	28	33	33	28	28	12	3	1	1	167
	Band A	Band B	Band C	Band D	Band E	Band F	Band G	Band H	Band I	Total																								
Long Term Empty Properties	89	113	166	84	80	41	16	6	10	605																								
Second Homes	28	33	33	28	28	12	3	1	1	167																								

	An in-depth analysis showing the distribution of the 772 properties by Town and Community Council area is attached in Appendix 1 to this report.																																																																								
1.10	Solving housing problems and meeting demand is a complex strategy involving national and local government and increasing the level of the Council Tax premium will not be the 'silver bullet' to resolving local demand for affordable housing which is showing a demand of 2,120 applications in SARTH register for social/affordable housing.																																																																								
1.11	Using the Council Tax system to incentivise owners to bring properties back into permanent use does continue to offer limited capability to address local demand for housing. The premium scheme also provides additional Council Tax income to meet the demand on services or to use any additional revenue generated to help meet local housing needs, in line with the policy intentions of the premium scheme.																																																																								
1.12	At present, only 50% of Local Authorities in Wales (including Flintshire) charge a Council Tax premium on second homes and/or long term empty properties. For Local Authorities in Wales that charge the premium, levels can vary between second homes and long term empty properties and typically the levy can be from 25% to 100%.																																																																								
1.13	<p>The two tables below show the analysis of the premium levels that have been charged across Wales for second homes and/or long term empty properties since the regulations were introduced by Welsh Government in 2017/18.</p> <p>Council Tax Premiums for Second Homes</p> <table border="1"> <thead> <tr> <th>Local Authority</th> <th>2017-18</th> <th>2018-19</th> <th>2019-20</th> <th>2020-21</th> <th>2021-22</th> </tr> </thead> <tbody> <tr> <td>Flintshire</td> <td>50%</td> <td>50%</td> <td>50%</td> <td>50%</td> <td>50%</td> </tr> <tr> <td>Denbighshire</td> <td>-</td> <td>-</td> <td>-</td> <td>50%</td> <td>50%</td> </tr> <tr> <td>Wrexham</td> <td>50%</td> <td>50%</td> <td>50%</td> <td>50%</td> <td>50%</td> </tr> <tr> <td>Conwy</td> <td>-</td> <td>-</td> <td>25%</td> <td>25%</td> <td>25%</td> </tr> <tr> <td>Gwynedd</td> <td>-</td> <td>50%</td> <td>50%</td> <td>50%</td> <td>100%</td> </tr> <tr> <td>Isle of Anglesey</td> <td>25%</td> <td>25%</td> <td>35%</td> <td>35%</td> <td>35%</td> </tr> <tr> <td>Powys</td> <td>50%</td> <td>50%</td> <td>50%</td> <td>50%</td> <td>50%</td> </tr> <tr> <td>Ceredigion</td> <td>25%</td> <td>25%</td> <td>25%</td> <td>25%</td> <td>25%</td> </tr> <tr> <td>Pembrokeshire</td> <td>50%</td> <td>50%</td> <td>50%</td> <td>50%</td> <td>50%</td> </tr> <tr> <td>Swansea</td> <td>-</td> <td>-</td> <td>-</td> <td>-</td> <td>100%</td> </tr> <tr> <td>Cardiff</td> <td>-</td> <td>-</td> <td>-</td> <td>-</td> <td>-</td> </tr> </tbody> </table>	Local Authority	2017-18	2018-19	2019-20	2020-21	2021-22	Flintshire	50%	50%	50%	50%	50%	Denbighshire	-	-	-	50%	50%	Wrexham	50%	50%	50%	50%	50%	Conwy	-	-	25%	25%	25%	Gwynedd	-	50%	50%	50%	100%	Isle of Anglesey	25%	25%	35%	35%	35%	Powys	50%	50%	50%	50%	50%	Ceredigion	25%	25%	25%	25%	25%	Pembrokeshire	50%	50%	50%	50%	50%	Swansea	-	-	-	-	100%	Cardiff	-	-	-	-	-
Local Authority	2017-18	2018-19	2019-20	2020-21	2021-22																																																																				
Flintshire	50%	50%	50%	50%	50%																																																																				
Denbighshire	-	-	-	50%	50%																																																																				
Wrexham	50%	50%	50%	50%	50%																																																																				
Conwy	-	-	25%	25%	25%																																																																				
Gwynedd	-	50%	50%	50%	100%																																																																				
Isle of Anglesey	25%	25%	35%	35%	35%																																																																				
Powys	50%	50%	50%	50%	50%																																																																				
Ceredigion	25%	25%	25%	25%	25%																																																																				
Pembrokeshire	50%	50%	50%	50%	50%																																																																				
Swansea	-	-	-	-	100%																																																																				
Cardiff	-	-	-	-	-																																																																				

Council Tax Premiums for Long Term Empty Properties

Local Authority	2017-18	2018-19	2019-20	2020-21	2021-22
Flintshire	50%	50%	50%	50%	50%
Denbighshire	-	-	50%	50%	50%
Wrexham	50%	50%	50%	50%	50%
Conwy	-	-	25%	25%	50%
Gwynedd	-	50%	50%	50%	100%
Isle of Anglesey	25%	25%	100%	100%	100%
Powys	50%	50%	50%	50%	50%
Ceredigion	25%	25%	25%	25%	25%
Pembrokeshire	-	-	25%	50%	25-100%*
Swansea	-	-	-	100%	100%
Cardiff	-	-	50%	50%	50%

In the case of Pembrokeshire*, the premium for long-term empty properties is dependent on the length of time a property has been empty. The premium is currently set 25% for properties empty for 3 years or more, 50% for properties empty for 4 years or more and 100% for properties empty 5 years or more.

1.14

Council officers continue, as they have done for several years, to correspond with members of the public who are often subject to the Council Tax premium. Although there are examples where owners do not take practical measures to bring properties, especially long term empty homes, back into full use, nevertheless, there are also many reasons why properties are left long term empty or periodically occupied and therefore subject to the premium - these can typically fall into a number of categories:

Long Term Empty Properties

- Estates of deceased owners where other Council Tax exemptions have elapsed and ownership has not transferred. Currently 11% of all Long Term empty premiums are issued to Executors of deceased estates;
- Beneficiaries of long term empty properties that they have inherited;
- New owners/tenants who purchase a property that has already been empty for 12 months and do not move in straight away due to works being required to the property or adaptations to meet the needs of a disability or for other reasons;
- Properties that remain empty for over 12 months whilst obtaining planning permission for alterations/improvement or an application to demolish;
- Homes where renovations cannot be completed within 12 months due to scale of works, lack of available tradesman or they are being completed by the owners in their spare time;

	<ul style="list-style-type: none"> Homes that remain empty over 12 months due to Covid-19 restrictions limiting progress of works, access to the property or the availability of building materials and trades; Long term empty properties where renovations are delayed by the owners due to financial constraints – including the imposition of the premium; Properties that cannot be sold due to there being negative equity in the property; Properties where the owner chooses not to occupy, sell or bring the property back into use. <p>Second Homes</p> <ul style="list-style-type: none"> Properties that are secondary residencies and used as holiday homes; Properties that remain the responsibility of estates of deceased owners but which remain furnished (11% of all Second Home/LTE Premium charges are addressed to Executors on behalf of deceased estates). 																																										
1.15	With the current premium level set at 50% for long term properties and second homes, £649k of additional income is generated annually through the premium scheme (£509k for long-term empty and £140k for second homes).																																										
1.16	<p>If, for example, premium levels are increased following a public consultation, the additional revenue generated will depend on the revised level of the premium but could typically consist of an additional £100k for every additional 10% levy above 50% on long-term empty properties and an additional £28k for every additional 10% levy on designated second homes. This can be illustrated in the tables:</p> <p>Second homes</p> <table border="1"> <thead> <tr> <th>%</th> <th>50%</th> <th>60%</th> <th>70%</th> <th>80%</th> <th>90%</th> <th>100%</th> </tr> </thead> <tbody> <tr> <td>Value (£)</td> <td>139,847</td> <td>167,817</td> <td>195,786</td> <td>223,755</td> <td>251,725</td> <td>279,694</td> </tr> <tr> <td>Increase (£)</td> <td>-</td> <td>27,969</td> <td>55,939</td> <td>83,908</td> <td>111,878</td> <td>139,847</td> </tr> </tbody> </table> <p>Long Term-empty properties</p> <table border="1"> <thead> <tr> <th>%</th> <th>50%</th> <th>60%</th> <th>70%</th> <th>80%</th> <th>90%</th> <th>100%</th> </tr> </thead> <tbody> <tr> <td>Value (£)</td> <td>508,969</td> <td>610,763</td> <td>712,557</td> <td>814,351</td> <td>916,145</td> <td>1,017,939</td> </tr> <tr> <td>Increase (£)</td> <td>-</td> <td>101,794</td> <td>203,588</td> <td>305,382</td> <td>407,176</td> <td>508,969</td> </tr> </tbody> </table>	%	50%	60%	70%	80%	90%	100%	Value (£)	139,847	167,817	195,786	223,755	251,725	279,694	Increase (£)	-	27,969	55,939	83,908	111,878	139,847	%	50%	60%	70%	80%	90%	100%	Value (£)	508,969	610,763	712,557	814,351	916,145	1,017,939	Increase (£)	-	101,794	203,588	305,382	407,176	508,969
%	50%	60%	70%	80%	90%	100%																																					
Value (£)	139,847	167,817	195,786	223,755	251,725	279,694																																					
Increase (£)	-	27,969	55,939	83,908	111,878	139,847																																					
%	50%	60%	70%	80%	90%	100%																																					
Value (£)	508,969	610,763	712,557	814,351	916,145	1,017,939																																					
Increase (£)	-	101,794	203,588	305,382	407,176	508,969																																					

2.00	RESOURCE IMPLICATIONS
2.01	If Cabinet (and Council) decide to increase the level of the premium on long term empty properties and/or second homes following a public consultation, there is a possibility of increasing the Council Tax yield and to use any additional revenue generated to help meet local housing needs, in line with the policy intentions of the premium scheme.

2.02	The additional revenue generated will depend on the revised level of the premium and whether owners bring properties back into full use, but could typically consist of an additional £100k for every additional 10% levy on long-term empty properties and an additional £28k for every additional 10% levy on designated second homes.
------	--

3.00	IMPACT ASSESSMENT AND RISK MANAGEMENT
-------------	--

3.01	Changing the Council Tax premium levels brings an increasing need to balance a number of risks. Firstly, minimising Council Tax levels and avoiding financial hardship for the owners of empty properties and second homes, especially those who might be genuinely trying to bring long term empty properties back into use. Secondly, the need to use the local taxation system to address the issue housing shortages within communities and addressing the negative impact on communities that empty homes can bring.
------	---

3.02	Section 12 of the Local Government Finance Act 1992 says that the Council must have regard to the guidance issued by Welsh Government. The guidance as set out says that <i>“the determination by a local authority to charge a premium must be made at full Council. Prior to doing so, a local authority must give due consideration to its statutory duties to carry out equality impact assessments under the Equality Act 2010 and the Welsh Public Sector Equality Duties 2011 and to all other relevant considerations. A local authority should also give consideration to engagement and consultation with key stakeholders, including the local electorate before taking a decision as to whether or not to charge one or both of the premiums”</i>
------	---

4.00	CONSULTATIONS REQUIRED/CARRIED OUT
-------------	---

4.01	When considering any changes to the Council Tax premium scheme or the levels being charged, the Council should undertake a full public consultation to gain feedback, including feedback from taxpayers directly impacted by the changes. Feedback can then be considered by cabinet and by Corporate Resources Overview and Scrutiny Committee prior to any final recommendation and adoption by Cabinet and full Council.
------	---

5.00	APPENDICES
-------------	-------------------

5.01	Appendix 1 – This shows the breakdown of properties subject to the premium charge by Town and Community Council area. The analysis also tracks the total number of banded properties in each area.
------	---

6.00	LIST OF ACCESSIBLE BACKGROUND DOCUMENTS
6.01	<ul style="list-style-type: none"> • Housing (Wales) Act 2014 • Local Government Finance Act 1992, sections 12A and 12B • Council Tax (Exceptions to Higher Amounts) (Wales) Regs 2015

7.00	CONTACT OFFICER DETAILS
7.01	<p>Contact Officer: David Barnes, Revenues Manager Telephone: 01352 703652 E-mail: david.barnes@flintshire.gov.uk</p>

8.00	GLOSSARY OF TERMS
8.01	<p>Council Tax Premium: an additional amount of Council Tax of up to 100% (a premium) can be charged by Local Authorities in Wales for property defined as either being second homes or long term empty property. There are some exceptions from the Council Tax premium for a period of up to 12 months. For example, if the property is being actively marketed for rent or sale.</p> <p>Long Term Empty property: is defined as a property which is both unoccupied and substantially unfurnished for a period of six months or more, but to be liable for a premium, it would be unoccupied and unfurnished for a continuous period of one year or longer.</p> <p>A second home: is defined as a property which is not a person's sole or main residence and is substantially furnished.</p> <p>SARTH: is a process used to allocate social housing across Flintshire to eligible applicants. The Single Access Route to Housing (SARTH) is a single housing register, shared by all social housing providers in the County of Flintshire and is used to assess applications and only those with recognised housing need in a banding system are able to go on the housing register. This means applicants have one point of contact and one application process to complete and be considered for all available social housing in Flintshire.</p>

APPENDIX 1 - ANALYSIS OF COUNCIL TAX PREMIUM CASES

Community	Total Number of Properties	Second Homes Premiums	Long Term Empty Premiums	Total Premiums	Proportion of Premium Cases
Argoed	2,515	3	11	14	1.81%
Bagillt	1,794	5	15	20	2.59%
Broughton & Bretton	2,894	1	17	18	2.33%
Brynford	434	1	3	4	0.52%
Buckley	7,403	4	49	53	6.87%
Caerwys	622	3	9	12	1.55%
Cilcain	602	7	7	14	1.81%
Connahs Quay	7,290	6	59	65	8.42%
Flint	6,078	13	34	47	6.09%
Gwernaffield & Pantymwyn	869	4	10	14	1.81%
Gwernymynydd	526	4	7	11	1.42%
Halkyn	1,278	2	8	10	1.30%
Hawarden	6,296	11	30	41	5.31%
Higher Kinnerton	753	0	2	2	0.26%
Holywell	4,296	16	45	61	7.90%
Hope	1,886	4	21	25	3.24%
Leeswood	977	1	16	17	2.20%
Llanasa	2,182	20	48	68	8.81%
Llanfynydd	822	2	8	10	1.30%
Mold	4,830	11	40	51	6.61%
Mostyn	837	1	8	9	1.17%
Nannerch	214	7	6	13	1.68%
Nercwys	264	0	5	5	0.65%
Northop	1,386	1	16	17	2.20%
Northop Hall	762	1	5	6	0.78%
Penyffordd	2,003	2	8	10	1.30%
Queensferry	966	1	25	26	3.37%
Saltney	2,346	5	14	19	2.46%
Sealand	1,481	2	29	31	4.02%
Shotton	2,979	11	21	32	4.15%
Trelawnyd & Gwaenysgor	413	3	5	8	1.04%
Treuddyn	746	1	5	6	0.78%
Whitford	1,033	11	11	22	2.85%
Ysceifiog	548	3	8	11	1.42%
Total Band 'D' Equivalent Properties	70,325	167	605	772	

Mae'r dudalen hon yn wag yn bwrpasol

Eitem ar gyfer y Rhaglen 14



CABINET

Date of Meeting	Tuesday, 21 st September 2021
Report Subject	Adoption of Definitions of Anti-Semitism and Islamophobia
Cabinet Member	Leader of the Council and Cabinet Member for Education
Report Author	Chief Executive and Chief Officer (Governance)
Type of Report	Operational

EXECUTIVE SUMMARY

Many governments and UK local authorities have adopted the International Holocaust Remembrance Alliance (IHRA) working definition of anti-Semitism.

The All-Party Parliamentary Group on British Muslims' definition of Islamophobia is being formally adopted by a number of councils and other public institutions, such as universities.

It is recommended that Cabinet, on behalf of the Council, adopts the definitions of anti-Semitism and Islamophobia, to be used as part of our working culture and in fostering greater Diversity in Democracy- recognising the importance of a tolerant and inclusive society within Flintshire.

RECOMMENDATIONS

1	That the Cabinet, on behalf of the Council formally adopts the following: (i) the International Holocaust Remembrance Alliance (IHRA) working definition of anti-Semitism and, (ii) the All-Party Parliamentary Group on British Muslims' definition of Islamophobia.
---	---

REPORT DETAILS

1.00	EXPLAINING THE NEED TO FORMALLY ADOPT RECOGNISED DEFINITIONS OF ANTI-SEMITISM AND ISLAMOPHOBIA
1.01	<p>A significant number of nations, including the UK and Welsh governments have formally adopted the IHRA definition of anti-Semitism. Many local authorities have also adopted this non-legally binding working definition of anti-Semitism. Within our increasingly diverse society, it is appropriate that Islamophobia should also be treated in the same way, with the adoption of the All-Party Parliamentary Group on British Muslims' definition of Islamophobia.</p>
1.02	<p>The definition of anti-Semitism is as follows:</p> <p>“Anti-Semitism is a certain perception of Jews, which may be expressed as hatred toward Jews. Rhetorical and physical manifestations of anti-Semitism are directed toward Jewish or non-Jewish individuals and/or their property, toward Jewish community institutions and religious facilities.”</p> <p style="text-align: right;">Source: IHRA website</p>
1.03	<p>The definition gives eleven ‘contemporary examples of anti-Semitism in public life, the media, schools, the workplace, and in the religious sphere’. The contemporary examples, include, but are not limited to:</p> <ol style="list-style-type: none">1. Calling for, aiding, or justifying the killing or harming of Jews in the name of a radical ideology or an extremist view of religion.2. Making mendacious, dehumanizing, demonizing, or stereotypical allegations about Jews as such or the power of Jews as collective — such as, especially but not exclusively, the myth about a world Jewish conspiracy or of Jews controlling the media, economy, government or other societal institutions.3. Accusing Jews as a people of being responsible for real or imagined wrongdoing committed by a single Jewish person or group, or even for acts committed by non-Jews.4. Denying the fact, scope, mechanisms (e.g. gas chambers) or intentionality of the genocide of the Jewish people at the hands of National Socialist Germany and its supporters and accomplices during World War II (the Holocaust).5. Accusing the Jews as a people, or Israel as a state, of inventing or exaggerating the Holocaust.6. Accusing Jewish citizens of being more loyal to Israel, or to the alleged priorities of Jews worldwide, than to the interests of their own nations.7. Denying the Jewish people their right to self-determination, e.g., by claiming that the existence of a State of Israel is a racist endeavour.

	<p>8. Applying double standards by requiring of it a behaviour not expected or demanded of any other democratic nation.</p> <p>9. Using the symbols and images associated with classic antisemitism (e.g., claims of Jews killing Jesus or blood libel) to characterize Israel or Israelis.</p> <p>10. Drawing comparisons of contemporary Israeli policy to that of the Nazis.</p> <p>11. Holding Jews collectively responsible for actions of the state of Israel.</p>
1.04	<p>In 2019, the All Party Parliamentary Group on British Muslims (APPG) proposed the following definition of Islamophobia:</p> <p>‘Islamophobia is rooted in racism and is a type of racism that targets expressions of Muslimness or perceived Muslimness.’</p> <p>Drawing on analysis published since 2019, the Muslim of Council of Britain’s report (<i>Defining Islamophobia: A Contemporary Understanding of How Expressions of Muslimness are Targeted</i>) sets out core conceptual components in accessible terms and establishes a framework of reference that helps determine what does – and does not – constitute Islamophobia.</p> <p>Types of intervention that will be regarded as Islamophobic include:</p> <ol style="list-style-type: none"> 1. ‘causing, calling for, aiding or justifying acts of aggression against Muslims’; 2. ‘dehumanising, demonising or making stereotypical allegations about Muslims’ and 3. ‘prescribing to/ propagating conspiracy theories about Muslims.’
1.05	<p>The Muslim Council of Britain’s report addresses commonly raised objections. Context is key when Islamophobia is considered; examples where interventions may not be Islamophobic include:</p> <ol style="list-style-type: none"> 1. ‘being critical of Islam or religions in general, which would not automatically make you an Islamophobe unless you were using the language of racism and Islamophobic; and 2. calling out and campaigning against criminality where Muslims may happen to be involved without impugning all Muslims.’ <p>The report emphasises how the APPG definition of Islamophobia is, in fact, in favour of free speech: ‘Naming a prejudice is not an act of censorship. Giving considered definitions to racism, antisemitism or Islamophobia, for example, allows us to express ourselves in a more informed and considerate manner.’</p>
1.06	<p>Whilst we do not believe that there are any particular concerns about anti-Semitism and Islamophobia within Flintshire, we also know that we should not be complacent. A lack of understanding or an intolerance of others’</p>

	<p>faiths or lifestyles is not an indicator of a healthy society. By adopting the definitions of anti-Semitism and Islamophobia, we are showing that Flintshire:</p> <ul style="list-style-type: none"> • has an understanding of the issues, • is tolerant of all and beliefs and • that we no place for unacceptable attitudes towards religious diversity.
1.07	<p>The UK and Welsh governments, along with most local authorities have already adopted the IHRA definition of anti-Semitism. More recently, the need to formally recognise Islamophobia is being recognised. The Leader of the Council has received a letter inviting the Council to adopt the definition. A copy of the letter is attached as an appendix.</p>

2.00	RESOURCE IMPLICATIONS
2.01	None.

3.00	IMPACT ASSESSMENT AND RISK MANAGEMENT
3.01	Operational report: not required.

4.00	CONSULTATIONS REQUIRED/CARRIED OUT
4.01	Not applicable

5.00	APPENDICES
5.01	Letter to the Leader of the Council dated 9 th July 2021, from the Chair of the Labour party, the Shadow Secretary of State for Communities & Local Government and the LGA Labour Group Leader.

6.00	LIST OF ACCESSIBLE BACKGROUND DOCUMENTS
6.01	<p>Link to IHRA website https://www.holocaustremembrance.com/resources/working-definitions-charters/working-definition-antisemitism</p> <p>Defining Islamophobia- A contemporary understanding of how expressions of Muslimness are targeted. https://mcb.org.uk/wp-content/uploads/2021/03/FULL-SPREAD-IslamophobiaReport_020321_compressed.pdf</p>

7.00	CONTACT OFFICER DETAILS
7.01	Contact Officer: Robert Robins, Head of Democratic Services Telephone: 01352 702320 E-mail: robert.robins@flintshire.gov.uk
8.00	GLOSSARY OF TERMS
8.01	Anti-Semitism: defined in the text of the report. Islamophobia: defined in the text of the report.

Mae'r dudalen hon yn wag yn bwrpasol

9 July 2021

Dear Leader,

Tackling Islamophobia

Last November the Labour Muslim Network published [Islamophobia and the Muslim Experience](#), a report into Islamophobia in the Labour Party. This report found that nearly half of our Muslim members (44%) and supporters do not believe the Labour Party takes the issue of Islamophobia seriously, and that more than one in three Muslim members (37%) have directly witnessed Islamophobia within the Labour Party.


The LMN report made for difficult reading for everyone in our party. It rightly prompted an immediate commitment from the Leader, Deputy Leader and General Secretary of the Labour Party to take swift and appropriate action to take forward LMN's initial recommendations to address Islamophobia and ensure it has no place in our party.

One of those recommendations was the adoption of the [All-Party Parliamentary Group on British Muslims' definition of Islamophobia](#) by all Labour-run councils. We are writing to request an update on progress towards this goal. We know that many councils will already have already adopted the definition, and that others will be in the process of doing so. We understand the pressures that Labour councillors and council leaders are under across the country, and we are keen to support you in any way possible to ensure that we honour this commitment to tackling Islamophobia in our party and our society.


We would therefore be very grateful if you could let us know if your council has now adopted the definition. If it has not yet been adopted, please also let us know what we can do to help ensure that it is.

We all have a responsibility to demonstrate our commitment to supporting the Muslim community and working with them to root out Islamophobia wherever it rears its head. As Shadow Secretary of State for Communities and Local Government, Chair of the Labour Party, and Leader of the Local Government Association Labour Group, we ask for your support in ensuring we reach the goal of adopting the APPG on British Muslims' definition of Islamophobia across our Labour-run councils as soon as possible.

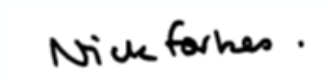
Best wishes,



Anneliese Dodds MP
Chair of the Labour Party



Steve Reed MP
**Shadow Secretary of State for
Communities and Local Government**



Cllr Nick Forbes
Leader, LGA Labour

Mae'r dudalen hon yn wag yn bwrpasol

Eitem ar gyfer y Rhaglen 15

EXERCISE OF DELEGATED POWERS - DECISIONS TAKEN

REPORTED TO CABINET – 21.09.21

Housing and Assets

- **Council Housing Rent – Write Off Of Former Tenancy Arrears Following Eviction**
Financial Procedure Rules (section 5.2) stipulates that individual bad and irrecoverable debts in excess of £5,000 are considered for write off in conjunction with the relevant Cabinet Member. The decision to write off is in respect of two cases of unpaid rent in circumstances where the tenant abandoned the property during legal proceedings. Following the steps taken, the former tenancy arrears in each case are considered to be irrecoverable and there is no prospect of securing payment. The total amount of unpaid rent associated with the two cases is £15,586.85.
- **Emergency Bed Provision**
The extension of homeless support services contract at the homeless hub. The homeless hub has been a vital service during the COVID pandemic, housing some very challenging people who come through the homeless route and required accommodation and support. During the pandemic the Welsh Government removed priority need and all people had to be accommodated. Due to the extended nature of the pandemic and no immediate alternative location or service delivery model being available, a continuation of the current provision is necessary to ensure sustainability of housing and support services for our most vulnerable residents.
- **Council Rent – Application to Write Off Tenancy Arrears**
Financial Procedure Rules (section 5.2) stipulates that individual bad and irrecoverable debts in excess of £5,000 are considered for write off in conjunction with the relevant Cabinet Member. The decision to write off is in respect of one tenant who is subject to a Debt Relief Order (DRO). Rent arrears on £5,758.79 are included in the order which are now irrecoverable as a result of the award of the order.
- **Housing Benefit**
Request to write off Housing Benefit Overpayment of £11,222.41.
- **Housing Benefit**
Request to write off Housing Benefit Overpayment of £16,484.59 for the period 11.11.13 – 11.07.21.
- **Housing Benefit**
Request to write off Housing Benefit Overpayment of £6,394.69 and a DHP Overpayment of £987.85.

Corporate Finance

- **Council Tax Write Offs**
Financial Procedure Rules (section 9.6 – Income and Expenditure) stipulate that any individual debt between the values of £5,000 and £25,000 shall be reported to the Corporate Finance Manager/Section 151 Officer for consideration to write off, in conjunction with the Cabinet Member for Corporate Management and Assets. The schedule, which is summarised by the category of write off involve 3 Council Tax accounts totalling £18,607.97 where the overall debt for each individual is greater

than £5,000 and all recovery options available to us have been taken. The debts are deemed irrecoverable and therefore the write off of these debts is recommended.

- **Business Rates Write Offs**

Financial Procedure Rules (section 9.6 – Income and Expenditure) stipulate that any individual debt between the values of £5,000 and £25,000 shall be reported to the Corporate Finance Manager/Section 151 Officer for consideration to write off, in conjunction with the Cabinet Member for Corporate Management and Assets. The schedule, which is summarised by the category of write off involve 2 Business Rates accounts totalling £24,597.62 where the overall debt for each individual or company is greater than £5,000 and all recovery options available to us have been taken. The debts are deemed irrecoverable and therefore the write off of these debts is recommended.

- **Business Rates Write Offs**

Financial Procedure Rules requires the Corporate Finance Manager and the Cabinet Member for Corporate Management and Assets to write off debts between £5k and £25k. The outstanding debt for 2010/11 and 2011/12 relates to historical Business Rates owed by J White and Sons Ltd, totalling £19,622.33. The debt is now deemed irrecoverable and 'statue barred' and a write off is considered necessary.

Social Services

- **Deed of Variation**

The Council has entered into contract with Hft to deliver Learning Disability Services on behalf of the Council. A variation to this contract is required to:

- Update the sites which the service operates from
- Make provision for any future changes in service locations
- Amend the provision for leases to permit, as an alternative 'Tenancy at Will' (in addition to standard Fixed Term Tenancies).

Streetscene and Transportation

- **The Flintshire County Council – Plymouth Street, Kingsway, Woodland Street, Queensway, Taliesin Avenue, Pippins Close, Griffiths Court, Garden Way, Mostyn Street, Gladstone Street, Llewellyn Street, Mill View Road, King George Street, Rowleys Drive, Health Street, Bridge Street, Henrietta Street, Rowden Street, Shotton Lane, Shotton. Proposed Prohibition of Waiting, Prohibition of Waiting at any Time, No Stopping, Limited Waiting and Removal of Waiting at any Time.**

To advise Members of the objections received following the advertisement of the proposed Prohibition of Waiting, Prohibition of Waiting At Any Time and Limited Waiting. No stopping and removal of Waiting At Any Time on the roads as listed above.

- **The Flintshire County Council – (Various Roads) (20MPH, 30MPH, 40MPH, 50MPH Speed Limits and Derestricted Roads) Order 201-**

To advise Members of the objections received following the advertisement of the proposed Various Roads (20MPH, 30MPH, 40MPH, 50MPH Speed Limits and Derestricted Roads) Order 201-

Education and Youth

- **Former Caretaker's House, Ysgol Bryn Coch, Mold**

To request that the former Caretaker's house at Ysgol Bryn Coch, Mold be declared surplus to the requirements of Education and Youth Service.

Copies of the Delegated Powers reports are retained by the Team Leader – Committee Services and available to view on request by Members.

Mae'r dudalen hon yn wag yn bwrpasol

**FLINTSHIRE COUNTY COUNCIL FORWARD WORK PROGRAMME ITEMS
COUNCIL, CABINET, AUDIT AND GOVERNANCE & SCRUTINY
1 September 2021 TO 28 February 2022**

COMMITTEE	MEETING DATE	CHIEF OFFICER PORTFOLIO	AGENDA ITEM & PURPOSE OF REPORT	REPORT TYPE (Strategic or Operational) (Cabinet only)	PORTFOLIO (Cabinet only)
September					
Recovery Committee Tudalen 2399	9/09/21	Chief Executive's	Workforce Recovery Planning An overview of the emerging impact of COVID-19 on the workforce and the steps taken to ensure ongoing support to services and individuals from response into recovery.	Operational	Cabinet Member for Finance, Social Value and Procurement
Social & Health Care Overview & Scrutiny Committee	9/09/21	Overview and Scrutiny	Forward Work Programme and Action Tracking (S & H) To consider the Forward Work Programme of the Social & Health Care Overview & Scrutiny Committee and to inform the Committee of progress against actions from previous meetings.	Operational	

Atodiad i'r Rhaglen

COMMITTEE	MEETING DATE	CHIEF OFFICER PORTFOLIO	AGENDA ITEM & PURPOSE OF REPORT	REPORT TYPE (Strategic or Operational) (Cabinet only)	PORTFOLIO (Cabinet only)
Social & Health Care Overview & Scrutiny Committee	9/09/21	Social Services	<p>Care Inspectorate Wales (CIW) Annual Performance Review Letter</p> <p>To note the content of the Annual Performance letter, Care Inspectorate Wales (CIW's) assessment of the authority's performance during the year 2020/21 and CIW's Performance Review Plan for 2020/21.</p>	Operational	Deputy Leader of the Council (Partnerships) and Cabinet Member for Social Services
Social & Health Care Overview & Scrutiny Committee	9/09/21	Social Services	<p>Glan y Morfa Court - supporting independence for people with a disability</p> <p>To receive a report on Glan y Morfa Court – supporting independence for people with a disability</p>	Operational	Deputy Leader of the Council (Partnerships) and Cabinet Member for Social Services
Social & Health Care Overview & Scrutiny Committee	9/09/21	Social Services	<p>Compliment, Comments and Complaints</p> <p>To provide an annual report on the Compliments, Comments and Complaints received by the Social Services Portfolio during the last year.</p>	Operational	Deputy Leader of the Council (Partnerships) and Cabinet Member for Social Services

Tudalen 249

COMMITTEE	MEETING DATE	CHIEF OFFICER PORTFOLIO	AGENDA ITEM & PURPOSE OF REPORT	REPORT TYPE (Strategic or Operational) (Cabinet only)	PORTFOLIO (Cabinet only)
Environment & Economy Overview & Scrutiny Committee	14/09/21	Overview and Scrutiny	Forward Work Programme and Action Tracking (Env & E) To consider the Forward Work Programme of the Environment & Economy Overview & Scrutiny Committee and to inform the Committee of progress against actions from previous meetings.	Operational	
Environment & Economy Overview & Scrutiny Committee	14/09/21	Streetscene and Transportation	Target 70 To consider the proposals prior to consideration at Cabinet	Strategic	Cabinet Member for Streetscene
Environment & Economy Overview & Scrutiny Committee	14/09/21	Streetscene and Transportation	Review of Winter Maintenance Policy To review the policy prior to consideration at Cabinet	Strategic	Cabinet Member for Streetscene
Environment & Economy Overview & Scrutiny Committee	14/09/21	Planning, Environment and Economy	Planning & Enforcement To receive a report as requested at Committee on 12 May, 2021	Operational	Cabinet Member for Planning and Public Protection

Tuesday 24th

COMMITTEE	MEETING DATE	CHIEF OFFICER PORTFOLIO	AGENDA ITEM & PURPOSE OF REPORT	REPORT TYPE (Strategic or Operational) (Cabinet only)	PORTFOLIO (Cabinet only)
Corporate Resources Overview & Scrutiny Committee	16/09/21	Overview and Scrutiny	Action Tracking To inform the Committee of progress against actions from previous meetings.	Operational	
Corporate Resources Overview & Scrutiny Committee	16/09/21	Overview and Scrutiny	Forward Work Programme To consider the Forward Work Programme of the Corporate Resources Overview & Scrutiny Committee.	Operational	
Corporate Resources Overview & Scrutiny Committee	16/09/21	Chief Executive's	Community Safety Partnership Annual Report To provide Members with assurance and an overview of the Community Safety Partnership's activities and progress in 2020/21.	Operational	Cabinet Member for Planning and Public Protection
Corporate Resources Overview & Scrutiny Committee	16/09/21	Finance	Flintshire Financial Sustainability Assessment Final report To share with Members the financial sustainability assessment report from Audit Wales.	Strategic	Cabinet Member for Finance, Social Value and Procurement

COMMITTEE	MEETING DATE	CHIEF OFFICER PORTFOLIO	AGENDA ITEM & PURPOSE OF REPORT	REPORT TYPE (Strategic or Operational) (Cabinet only)	PORTFOLIO (Cabinet only)
Corporate Resources Overview & Scrutiny Committee	16/09/21	Finance	<p>Revenue Budget Monitoring 2021/22 (Month 4) and Capital Programme 2021/22 (Month 4)</p> <p>The purpose of this report is to provide Members with the Revenue Budget Monitoring 2020/21 (Month 4) Report and the Capital Programme 2020/21 (Month 4) Report and Significant Variances.</p>	Operational	Cabinet Member for Finance, Social Value and Procurement
Corporate Resources Overview & Scrutiny Committee	16/09/21	Chief Executive's	<p>Budget 2022/23 - Stage 2</p> <p>That the Committee reviews and comments on the Corporate Services and Corporate Financing cost pressures and overall budget strategy, and advises on any areas of cost efficiency it would like to see explored further.</p>	Operational	Cabinet Member for Finance, Social Value and Procurement
Corporate Resources Overview & Scrutiny Committee	16/09/21	Chief Executive's	<p>Mersey Dee Alliance (MDA) Economic Stimulus Package</p> <p>To note the content of the Mersey Dee Alliance Economic Stimulus Package.</p>	Operational	Cabinet Member for Economic Development

T0081017243

COMMITTEE	MEETING DATE	CHIEF OFFICER PORTFOLIO	AGENDA ITEM & PURPOSE OF REPORT	REPORT TYPE (Strategic or Operational) (Cabinet only)	PORTFOLIO (Cabinet only)
Corporate Resources Overview & Scrutiny Committee	16/09/21	Chief Executive's	North Wales Economic Ambition Board - Annual Report To receive the Portfolio Management Office Annual Report of the North Wales Economic Ambition Board for 2020-21.	Operational	Cabinet Member for Economic Development
Corporate Resources Overview & Scrutiny Committee	16/09/21	Chief Executive's	Employment and Workforce Quarterly Update This report covers strategic updates in addition to the quarterly workforce statistics and their analysis.	Operational	Deputy Leader of the Council (Governance) and Cabinet Member for Corporate Management and Assets
Education, Youth & Culture Overview & Scrutiny Committee	16/09/21	Overview and Scrutiny	Forward Work Programme and Action Tracking (EY&C) To consider the Forward Work Programme of the Education Youth & Culture Overview & Scrutiny Committee and to inform the Committee of progress against actions from previous meetings	Operational	Leader of the Council and Cabinet Member for Education

T 09/09/21 244

COMMITTEE	MEETING DATE	CHIEF OFFICER PORTFOLIO	AGENDA ITEM & PURPOSE OF REPORT	REPORT TYPE (Strategic or Operational) (Cabinet only)	PORTFOLIO (Cabinet only)
Education, Youth & Culture Overview & Scrutiny Committee	16/09/21	Education and Youth	Covid-19 Schools Operational Update To provide the Committee with an overview of the revised Covid-19 measures for the safe operation of schools	Operational	Leader of the Council and Cabinet Member for Education
Education, Youth & Culture Overview & Scrutiny Committee	16/09/21	Finance	School Reserve Balances Year Ending 31st March 2021 To provide the Committee with details of the closing balances held by Flintshire schools at the end of the financial year.	Operational	Leader of the Council and Cabinet Member for Education
Education, Youth & Culture Overview & Scrutiny Committee	16/09/21	Education and Youth	Budget 2022/23 - Stage 2 (EY&C OSC) That the Committee reviews and comments on the Education, Youth and Culture cost pressures and overall budget strategy, and advises on any areas of cost efficiency it would like to see explored further.	Operational	Cabinet Member for Finance, Social Value and Procurement, Leader of the Council and Cabinet Member for Education

Tudalen 245

COMMITTEE	MEETING DATE	CHIEF OFFICER PORTFOLIO	AGENDA ITEM & PURPOSE OF REPORT	REPORT TYPE (Strategic or Operational) (Cabinet only)	PORTFOLIO (Cabinet only)
Education, Youth & Culture Overview & Scrutiny Committee	16/09/21	Education and Youth	Estyn Thematic Review Update To provide Scrutiny with assurances on the Education Portfolio's response to supporting learning and teaching during the Covid-19 pandemic.	Operational	Leader of the Council and Cabinet Member for Education
Cabinet	21/09/21	Streetscene and Transportation	Target 70 – A Review of Flintshire County Council's Waste Strategy To seek approval for the revised Waste Strategy.	Strategic	Cabinet Member for Streetscene
Cabinet	21/09/21	Chief Executive's	Organisational Capacity To approve urgent cases for an expansion of capacity in key workforce areas due to a combination of (a) service demand (b) the ongoing requirements of managing the pandemic/endemic and (c) the expectations of meeting the aims and objectives of the Council Plan	Strategic	Deputy Leader of the Council (Governance) and Cabinet Member for Corporate Management and Assets

COMMITTEE	MEETING DATE	CHIEF OFFICER PORTFOLIO	AGENDA ITEM & PURPOSE OF REPORT	REPORT TYPE (Strategic or Operational) (Cabinet only)	PORTFOLIO (Cabinet only)
Cabinet	21/09/21	Planning, Environment and Economy	Procurement of Domestic Energy Goods and Services To seek approval to procure a replacement contract for the delivery of domestic energy goods and services in Flintshire.	Operational	Cabinet Member for Economic Development
Cabinet Tudalen 247	21/09/21	Education and Youth	Mutual Investment Model (MIM) 21st Century Schools - Welsh Education Partnership - Deed of Adherence To seek approval to enter into the Deed of Adherence to the Strategic Partnering Agreement.	Operational	Deputy Leader of the Council (Governance) and Cabinet Member for Corporate Management and Assets, Leader of the Council and Cabinet Member for Education
Cabinet	21/09/21	Governance	Council Tax Premium Scheme for Second Homes and Long-term Empty Properties To review the level of the Council Tax premium.	Operational	Deputy Leader of the Council (Governance) and Cabinet Member for Corporate Management and Assets

COMMITTEE	MEETING DATE	CHIEF OFFICER PORTFOLIO	AGENDA ITEM & PURPOSE OF REPORT	REPORT TYPE (Strategic or Operational) (Cabinet only)	PORTFOLIO (Cabinet only)
Cabinet	21/09/21	Chief Executive's	<p>Flintshire Financial Sustainability Assessment Final report</p> <p>To share the financial sustainability assessment report from Audit Wales.</p>	Strategic	Cabinet Member for Finance, Social Value and Procurement
Cabinet Tudalen 248	21/09/21	Education and Youth	<p>Mutual Investment Model (MIM) 21st Century Schools Welsh Education Partnership – Deed of Adherence</p> <p>To explain the background and process of a proposed “Deed of Adherence” to the existing agreed Strategic Partnering Agreement (SPA) and to seek Cabinet approval to enter into the Deed of Adherence to the SPA, which facilitates the delivery of education and community facilities through the Mutual investment Model, (MIM)</p>	Operational	Deputy Leader of the Council (Governance) and Cabinet Member for Corporate Management and Assets, Leader of the Council and Cabinet Member for Education

COMMITTEE	MEETING DATE	CHIEF OFFICER PORTFOLIO	AGENDA ITEM & PURPOSE OF REPORT	REPORT TYPE (Strategic or Operational) (Cabinet only)	PORTFOLIO (Cabinet only)
Cabinet	21/09/21	Education and Youth	Estyn Thematic Review Update To provide assurances on the Education Portfolio's response to supporting learning and teaching during the Covid-19 pandemic.	Operational	Leader of the Council and Cabinet Member for Education
Cabinet	21/09/21	Chief Executive's	Adoption of definitions of Anti-Semitism and Islamophobia To seek approval for the adoption of definitions of anti-Semitism and Islamophobia.	Operational	Leader of the Council and Cabinet Member for Education
Cabinet	21/09/21	Chief Executive's	Capital Programme Monitoring 2021/22 (Month 4) To present the Month 4 Capital Programme information for 2021/22.	Operational	Cabinet Member for Finance, Social Value and Procurement
Cabinet	21/09/21	Chief Executive's	Treasury Management Annual Report 2020/21 To present the draft Annual Treasury Management Report for 2020/21 for recommendation to Council.	Operational	Cabinet Member for Finance, Social Value and Procurement

COMMITTEE	MEETING DATE	CHIEF OFFICER PORTFOLIO	AGENDA ITEM & PURPOSE OF REPORT	REPORT TYPE (Strategic or Operational) (Cabinet only)	PORTFOLIO (Cabinet only)
Cabinet	21/09/21	Chief Executive's	Revenue Budget Monitoring 2021/22 (Month 4) This regular monthly report provides the latest revenue budget monitoring position for 2021/22 for the Council Fund and Housing Revenue Account. The position is based on actual income and expenditure as at Month 4, and projects forward to year-end.	Operational	Cabinet Member for Finance, Social Value and Procurement
Cabinet	21/09/21	Governance	Business Rates – Write Offs To seek approval for the write off of individual bad debts for Business Rates in excess of £25,000.	Operational	Deputy Leader of the Council (Governance) and Cabinet Member for Corporate Management and Assets
Governance and Audit Committee	27/09/21	Chief Executive's	Statement of Accounts 2020/21 To present the final audited version of the Statement of Accounts 2020/21 for approval	Operational	Cabinet Member for Finance, Social Value and Procurement

COMMITTEE	MEETING DATE	CHIEF OFFICER PORTFOLIO	AGENDA ITEM & PURPOSE OF REPORT	REPORT TYPE (Strategic or Operational) (Cabinet only)	PORTFOLIO (Cabinet only)
Governance and Audit Committee	27/09/21	Education and Youth	School Reserve Balances Year Ending 31st March 2021 To provide the Committee with details of the closing balances held by Flintshire schools at the end of the financial year.	All Report Types	Leader of the Council and Cabinet Member for Education
Governance and Audit Committee	27/09/21	Governance	Internal Audit Progress Report To present to the Committee an update on the progress of the Internal Audit Department.	All Report Types	
Governance and Audit Committee	27/09/21	Governance	Governance and Audit Committee Action Tracking To inform the Committee of the actions resulting from points raised at previous Governance and Audit Committee meetings.	All Report Types	
Governance and Audit Committee	27/09/21	Governance	Forward Work Programme To consider the Forward Work Programme of the Internal Audit Department.	All Report Types	

Tudor 251

COMMITTEE	MEETING DATE	CHIEF OFFICER PORTFOLIO	AGENDA ITEM & PURPOSE OF REPORT	REPORT TYPE (Strategic or Operational) (Cabinet only)	PORTFOLIO (Cabinet only)
Governance and Audit Committee	27/09/21	Finance	Flintshire Financial Sustainability Assessment Final report To share with Members the financial sustainability assessment report from Audit Wales.	Strategic	Cabinet Member for Finance, Social Value and Procurement
Flintshire County Council Tŷdalen 252	28/09/21	Chief Executive's	Clwyd Pension Fund & Wales Pension Partnership For Council to approve amendments to the Constitution, Financial Procedure Rules and Pension Board Protocol with matters relating to the Clwyd Pension Fund, and to approve amendments to the Inter Authority Agreement with the Wales Pension Partnership.		
Flintshire County Council	28/09/21	Chief Executive's	Boundary Commission for Wales: 2023 Review of Parliamentary Constituencies - Initial Proposals To report to Council the Commission's initial proposals for Parliamentary constituencies in Wales.		

COMMITTEE	MEETING DATE	CHIEF OFFICER PORTFOLIO	AGENDA ITEM & PURPOSE OF REPORT	REPORT TYPE (Strategic or Operational) (Cabinet only)	PORTFOLIO (Cabinet only)
Environment & Economy Overview & Scrutiny Committee Tudalen 254	12/10/21	Finance	Budget 2022/23 - Stage 2 (E&E OSC) That the Committee reviews and comments on the Streetscene and Transportation and Planning, Environment and the Economy cost pressures and overall budget strategy, and advises on any areas of cost efficiency it would like to see explored further.	Operational	Cabinet Member for Planning and Public Protection, Cabinet Member for Streetscene
Community, Housing & Assets Overview & Scrutiny Committee	13/10/21	Overview and Scrutiny	Forward Work Programme and Action Tracking (CH & E) To consider the Forward Work Programme of the Community Housing & Assets Overview & Scrutiny Committee and to inform the Committee of progress against actions from previous meetings.	Operational	Cabinet Member for Housing

COMMITTEE	MEETING DATE	CHIEF OFFICER PORTFOLIO	AGENDA ITEM & PURPOSE OF REPORT	REPORT TYPE (Strategic or Operational) (Cabinet only)	PORTFOLIO (Cabinet only)
Community, Housing & Assets Overview & Scrutiny Committee	13/10/21	Finance	Budget 2022/23 - Stage 2 (CH&A OSC) That the Committee reviews and comments on the Community, Housing and Assets cost pressures and overall budget strategy, and advises on any areas of cost efficiency it would like to see explored further.	Operational	Cabinet Member for Housing
Corporate Resources Overview & Scrutiny Committee	14/10/21	Overview and Scrutiny	Action Tracking To inform the Committee of progress against actions from previous meetings	Operational	
Community, Housing & Assets Overview & Scrutiny Committee	13/10/21	Housing and Assets	Renting Homes (Wales) Act 2016 To provide an update on the Renting Homes (Wales) Act 2016 following it becoming fully enacted.	Operational	Cabinet Member for Housing
Community, Housing & Assets Overview & Scrutiny Committee	13/10/21	Housing and Assets	Disabled Facilities Grant (DFG) To provide an update on the ongoing work to improve the service	Operational	Cabinet Member for Housing

COMMITTEE	MEETING DATE	CHIEF OFFICER PORTFOLIO	AGENDA ITEM & PURPOSE OF REPORT	REPORT TYPE (Strategic or Operational) (Cabinet only)	PORTFOLIO (Cabinet only)
Corporate Resources Overview & Scrutiny Committee	14/10/21	Overview and Scrutiny	Forward Work Programme To consider the Forward Work Programme of the Corporate Resources O & S Committee	Operational	
Corporate Resources Overview & Scrutiny Committee	14/10/21	Finance	Revenue Budget Monitoring 2021/22 (Month 5) This regular monthly report provides the latest revenue budget monitoring position for 2021/22 for the Council Fund and Housing Revenue Account. The position is based on actual income and expenditure as at Month 5, and projects forward to year-end.	Operational	Cabinet Member for Finance, Social Value and Procurement
Cabinet	19/10/21	Chief Executive's	Annual Performance Report 2020/21 To share the draft 2020/21 Annual Performance Report which outline progress against our priorities	Strategic	Deputy Leader of the Council (Governance) and Cabinet Member for Corporate Management and Assets

COMMITTEE	MEETING DATE	CHIEF OFFICER PORTFOLIO	AGENDA ITEM & PURPOSE OF REPORT	REPORT TYPE (Strategic or Operational) (Cabinet only)	PORTFOLIO (Cabinet only)
Cabinet	19/10/21	Governance	<p>Consultation on the Removal of Eligible Care Leavers' Liability for Payment of Council Tax</p> <p>This consultation relates to the proposal to remove the risk to care leavers of being held liable for the payment of Council Tax where another person (who is not exempt) in the household fails to pay their Council Tax.</p>	Operational	Deputy Leader of the Council (Governance) and Cabinet Member for Corporate Management and Assets
Trentshire County Council	19/10/21	Chief Executive's	<p>Annual Performance Report 2020/21</p> <p>To adopt the Annual Performance Report 2020/21</p>		
Trentshire County Council	19/10/21	Governance	<p>Amendments to the Planning Code of Practice</p> <p>To review the Planning Code of Practice in line with a resolution of the Committee and Council earlier in the year</p>		

Trentshire 2021

COMMITTEE	MEETING DATE	CHIEF OFFICER PORTFOLIO	AGENDA ITEM & PURPOSE OF REPORT	REPORT TYPE (Strategic or Operational) (Cabinet only)	PORTFOLIO (Cabinet only)
Education, Youth & Culture Overview & Scrutiny Committee	21/10/21	Overview and Scrutiny	Forward Work Programme and Action Tracking (EY&C) To consider the Forward Work Programme of the Education Youth & Culture Overview & Scrutiny Committee and to inform the Committee of progress against actions from previous meetings.	Operational	Leader of the Council and Cabinet Member for Education
Education, Youth & Culture Overview & Scrutiny Committee	21/10/21	Education and Youth	School Holiday Enrichment Programme Review To provide the Committee with an overview of the SHEP Summer Programme and its contribution to the poverty priorities within the Council Plan	Operational	
Education, Youth & Culture Overview & Scrutiny Committee	21/10/21	Education and Youth	Elective Home Education To provide the Committee with an update on the levels of pupils being Electively Home Educated and the Council's oversight of this group of learners.	Operational	Leader of the Council and Cabinet Member for Education
November					

TUESDAY 258

COMMITTEE	MEETING DATE	CHIEF OFFICER PORTFOLIO	AGENDA ITEM & PURPOSE OF REPORT	REPORT TYPE (Strategic or Operational) (Cabinet only)	PORTFOLIO (Cabinet only)
Social & Health Care Overview & Scrutiny Committee	4/11/21	Overview and Scrutiny	Forward Work Programme and Action Tracking (S & H) To consider the Forward Work Programme of the Social & Health Care Overview & Scrutiny Committee and to inform the Committee of progress against actions from previous meetings.	Operational	Deputy Leader of the Council (Partnerships) and Cabinet Member for Social Services
Environment & Economy Overview Scrutiny Committee Tordalen 259	9/11/21	Overview and Scrutiny	Forward Work Programme and Action Tracking (Env & E) To consider the Forward Work Programme of the Environment & Economy Overview & Scrutiny Committee and to inform the Committee of progress against actions from previous meetings.	Operational	Cabinet Member for Planning and Public Protection, Cabinet Member for Streetscene

COMMITTEE	MEETING DATE	CHIEF OFFICER PORTFOLIO	AGENDA ITEM & PURPOSE OF REPORT	REPORT TYPE (Strategic or Operational) (Cabinet only)	PORTFOLIO (Cabinet only)
Community, Housing & Assets Overview & Scrutiny Committee	10/11/21	Overview and Scrutiny	Forward Work Programme and Action Tracking (CH & E) To consider the Forward Work Programme of the Community Housing & Assets Overview & Scrutiny Committee and to inform the Committee of progress against actions from previous meetings.	Operational	Cabinet Member for Housing
Corporate Resources Overview & Scrutiny Committee	11/11/21	Overview and Scrutiny	Action Tracking To inform the Committee of progress against actions from previous meetings.	Operational	
Corporate Resources Overview & Scrutiny Committee	11/11/21	Overview and Scrutiny	Forward Work Programme To consider the Forward Work Programme of the Corporate Resources O & S Committee	Operational	
Corporate Resources Overview & Scrutiny Committee	11/11/21	Chief Executive's	Annual Improvement Letter from the Auditor General for Wales To advise Members of the Council's Annual Improvement Letter from the Auditor General for Wales.	Strategic	Deputy Leader of the Council (Governance) and Cabinet Member for Corporate Management and Assets

Tudor
2020

COMMITTEE	MEETING DATE	CHIEF OFFICER PORTFOLIO	AGENDA ITEM & PURPOSE OF REPORT	REPORT TYPE (Strategic or Operational) (Cabinet only)	PORTFOLIO (Cabinet only)
Corporate Resources Overview & Scrutiny Committee	11/11/21	Chief Executive's	Annual Audit Summary for Flintshire County Council 2020/21 To receive the Annual Audit Summary from the Auditor General for Wales and note the Council's response.	Strategic	Deputy Leader of the Council (Governance) and Cabinet Member for Corporate Management and Assets
Corporate Resources Overview & Scrutiny Committee	11/11/21	Finance	Revenue Budget Monitoring 2021/22 (Month 6) and Capital Programme (Month 6) The purpose of this report is to provide Members with the Revenue Budget Monitoring 2020/21 (Month 6) Report and the Capital Programme 2020/21 (Month 6) Report and Significant Variances	Operational	Cabinet Member for Finance, Social Value and Procurement
Cabinet	16/11/21	Streetscene and Transportation	Shotton Master Plan To present the Shotton Master Plan.	Strategic	Cabinet Member for Economic Development
Governance and Audit Committee	17/11/21	Chief Executive's	Risk Management Update To receive an update on actions to mitigate the strategic risks contained within the Council Plan.	Strategic	Leader of the Council and Cabinet Member for Education

COMMITTEE	MEETING DATE	CHIEF OFFICER PORTFOLIO	AGENDA ITEM & PURPOSE OF REPORT	REPORT TYPE (Strategic or Operational) (Cabinet only)	PORTFOLIO (Cabinet only)
Governance and Audit Committee	17/11/21	Governance	Internal Audit Progress Report To present to the Committee an update on the progress of the Internal Audit Department.	All Report Types	
Governance and Audit Committee	17/11/21	Governance	Governance and Audit Committee Action Tracking To inform the Committee of the actions resulting from points raised at previous Governance and Audit Committee meetings.	All Report Types	
Governance and Audit Committee	17/11/21	Governance	Forward Work Programme To consider the Forward Work Programme of the Internal Audit Department.	All Report Types	
December					
Education, Youth & Culture Overview & Scrutiny Committee	2/12/21	Overview and Scrutiny	Forward Work Programme and Action Tracking (EY&C) To consider the Forward Work Programme of the Education Youth & Culture Overview & Scrutiny Committee and to inform the Committee of progress against actions from previous meetings.	Operational	Leader of the Council and Cabinet Member for Education

Tudalen 2021

COMMITTEE	MEETING DATE	CHIEF OFFICER PORTFOLIO	AGENDA ITEM & PURPOSE OF REPORT	REPORT TYPE (Strategic or Operational) (Cabinet only)	PORTFOLIO (Cabinet only)
Education, Youth & Culture Overview & Scrutiny Committee	2/12/21	Education and Youth	Supporting Service Children in Education Update To provide the Committee with an update on how Flintshire schools are supporting service children.	Operational	Leader of the Council and Cabinet Member for Education
Environment & Economy Overview & Scrutiny Committee Tudalen 263	7/12/21	Overview and Scrutiny	Forward Work Programme and Action Tracking (Env & E) To consider the Forward Work Programme of the Environment & Economy Overview & Scrutiny Committee and to inform the Committee of progress against actions from previous meetings.	Operational	Cabinet Member for Planning and Public Protection, Cabinet Member for Streetscene
Community, Housing & Assets Overview & Scrutiny Committee	8/12/21	Overview and Scrutiny	Forward Work Programme and Action Tracking (CH & E) To consider the Forward Work Programme of the Community Housing & Assets Overview & Scrutiny Committee and to inform the Committee of progress against actions from previous meetings.	Operational	Cabinet Member for Housing

COMMITTEE	MEETING DATE	CHIEF OFFICER PORTFOLIO	AGENDA ITEM & PURPOSE OF REPORT	REPORT TYPE (Strategic or Operational) (Cabinet only)	PORTFOLIO (Cabinet only)
Social & Health Care Overview & Scrutiny Committee	9/12/21	Overview and Scrutiny	Forward Work Programme and Action Tracking (S & H) To consider the Forward Work Programme of the Social & Health Care Overview & Scrutiny Committee and to inform the Committee of progress against actions from previous meetings.	Operational	Deputy Leader of the Council (Partnerships) and Cabinet Member for Social Services
Corporate Resources Overview & Scrutiny Committee	9/12/21	Overview and Scrutiny	Forward Work Programme To consider the Forward Work Programme of the Corporate Resources Overview & Scrutiny Committee.	Operational	
Corporate Resources Overview & Scrutiny Committee	9/12/21	Overview and Scrutiny	Action Tracking To inform the Committee of progress against actions from previous meetings.	Operational	

Tuesday 26/09/2021

COMMITTEE	MEETING DATE	CHIEF OFFICER PORTFOLIO	AGENDA ITEM & PURPOSE OF REPORT	REPORT TYPE (Strategic or Operational) (Cabinet only)	PORTFOLIO (Cabinet only)
Corporate Resources Overview & Scrutiny Committee	9/12/21	Finance	Revenue Budget Monitoring 2021/22 (Month 7) This regular monthly report provides the latest revenue budget monitoring position for 2021/22 for the Council Fund and Housing Revenue Account. The position is based on actual income and expenditure as at Month 7, and projects forward to year-end.	Operational	Cabinet Member for Finance, Social Value and Procurement
T January 2022					
Environment & Economy Overview & Scrutiny Committee	11/01/22	Overview and Scrutiny	Forward Work Programme and Action Tracking (Env & E) To consider the Forward Work Programme of the Environment & Economy Overview & Scrutiny Committee and to inform the Committee of progress against actions from previous meetings.	Operational	Cabinet Member for Planning and Public Protection, Cabinet Member for Streetscene

COMMITTEE	MEETING DATE	CHIEF OFFICER PORTFOLIO	AGENDA ITEM & PURPOSE OF REPORT	REPORT TYPE (Strategic or Operational) (Cabinet only)	PORTFOLIO (Cabinet only)
Community, Housing & Assets Overview & Scrutiny Committee	12/01/22	Overview and Scrutiny	<p>Forward Work Programme and Action Tracking (CH & E)</p> <p>To consider the Forward Work Programme of the Community Housing & Assets Overview & Scrutiny Committee and to inform the Committee of progress against actions from previous meetings.</p>	Operational	Cabinet Member for Housing
Corporate Resources Overview & Scrutiny Committee	13/01/22	Finance	<p>Revenue Budget Monitoring 2021/22 (Month 8)</p> <p>This regular monthly report provides the latest revenue budget monitoring position for 2021/22 for the Council Fund and Housing Revenue Account. The position is based on actual income and expenditure as at Month 8, and projects forward to year-end.</p>	Operational	Cabinet Member for Finance, Social Value and Procurement

Tudor
11/01/22

COMMITTEE	MEETING DATE	CHIEF OFFICER PORTFOLIO	AGENDA ITEM & PURPOSE OF REPORT	REPORT TYPE (Strategic or Operational) (Cabinet only)	PORTFOLIO (Cabinet only)
Corporate Resources Overview & Scrutiny Committee	13/01/22	Overview and Scrutiny	Forward Work Programme (CROSC) To consider the Forward Work Programme of the Corporate Resources O & S Committee	Operational	Deputy Leader of the Council (Governance) and Cabinet Member for Corporate Management and Assets
Corporate Resources Overview & Scrutiny Committee	13/01/22	Overview and Scrutiny	Action Tracking (CROSC) To inform the Committee of progress against actions from previous meetings	Operational	Deputy Leader of the Council (Governance) and Cabinet Member for Corporate Management and Assets
Social & Health Care Overview & Scrutiny Committee	20/01/22	Overview and Scrutiny	Forward Work Programme and Action Tracking (S & H) To consider the Forward Work Programme of the Social & Health Care Overview & Scrutiny Committee and to inform the Committee of progress against actions from previous meetings.	Operational	Deputy Leader of the Council (Partnerships) and Cabinet Member for Social Services

COMMITTEE	MEETING DATE	CHIEF OFFICER PORTFOLIO	AGENDA ITEM & PURPOSE OF REPORT	REPORT TYPE (Strategic or Operational) (Cabinet only)	PORTFOLIO (Cabinet only)
Governance and Audit Committee	26/01/22	Governance	Governance and Audit Committee Action Tracking To inform the Committee of the actions resulting from points raised at previous Governance and Audit Committee meetings.	All Report Types	
Governance and Audit Committee	26/01/22	Governance	Internal Audit Progress Report To present to the Committee an update on the progress of the Internal Audit Department.	All Report Types	
Governance and Audit Committee	26/01/22	Governance	Forward Work Programme To consider the Forward Work Programme of the Internal Audit Department.	All Report Types	
February					
Education, Youth & Culture Overview & Scrutiny Committee	3/02/22	Overview and Scrutiny	Forward Work Programme and Action Tracking (EY&C) To consider the Forward Work Programme of the Education Youth & Culture Overview & Scrutiny Committee and to inform the Committee of progress against actions from previous meetings.	Operational	Leader of the Council and Cabinet Member for Education

COMMITTEE	MEETING DATE	CHIEF OFFICER PORTFOLIO	AGENDA ITEM & PURPOSE OF REPORT	REPORT TYPE (Strategic or Operational) (Cabinet only)	PORTFOLIO (Cabinet only)
Environment & Economy Overview & Scrutiny Committee	8/02/22	Overview and Scrutiny	<p>Forward Work Programme and Action Tracking (Env & E) To consider the Forward Work Programme of the Environment & Economy Overview & Scrutiny Committee and to inform the Committee of progress against actions from previous meetings.</p>	Operational	Cabinet Member for Planning and Public Protection, Cabinet Member for Streetscene
Community, Housing & Assets Overview & Scrutiny Committee Tuesday 269	9/02/22	Overview and Scrutiny	<p>Forward Work Programme and Action Tracking (CH & E) To consider the Forward Work Programme of the Community Housing & Assets Overview & Scrutiny Committee and to inform the Committee of progress against actions from previous meetings.</p>	Operational	Cabinet Member for Housing
Corporate Resources Overview & Scrutiny Committee	10/02/22	Overview and Scrutiny	<p>Forward Work Programme (CROSC) To consider the Forward Work Programme of the Corporate Resources O & S Committee</p>	Operational	Deputy Leader of the Council (Governance) and Cabinet Member for Corporate Management and Assets

COMMITTEE	MEETING DATE	CHIEF OFFICER PORTFOLIO	AGENDA ITEM & PURPOSE OF REPORT	REPORT TYPE (Strategic or Operational) (Cabinet only)	PORTFOLIO (Cabinet only)
Corporate Resources Overview & Scrutiny Committee	10/02/22	Overview and Scrutiny	Action Tracking (CROSC) To inform the Committee of progress against actions from previous meetings	Operational	Deputy Leader of the Council (Governance) and Cabinet Member for Corporate Management and Assets
Corporate Resources Overview & Scrutiny Committee Tuesday 27/02	10/02/22	Finance	Revenue Budget Monitoring 2021/22 (Month 9) and Capital Programme (Month 9) The purpose of this report is to provide Members with the Revenue Budget Monitoring 2020/21 (Month 9) Report and the Capital Programme 2020/21 (Month 9) Report and Significant Variances	Operational	Cabinet Member for Finance, Social Value and Procurement

Eitem ar gyfer y Rhaglen 16

Yn rhinwedd paragraff(au) 14 of Part 4 of Schedule 12A
o Ddeddf Llywodraeth Leol 1972.

Dogfen Gyfyngedig - Ni ddylid ei chyhoeddi

Mae'r dudalen hon yn wag yn bwrpasol